

# WT1500NT

Capacity 1500 kg



**DK** **Brugermanual**  
Hjulløfter

**GB** **User's guide**  
Wheel Removal Trolley

**DE** **Betriebsanleitung**  
Radmontagegerät

**DK** **NO** **GB** **DE** **FR**  
**SE** **FI** **NL** **ES**



**AC Hydraulic A/S**  
Fanøvej 6  
DK-8800 Viborg - Danmark  
Tel.: +45 8662 2166  
Fax: +45 8662 2988  
E-mail: [ac@ac-hydraulic.dk](mailto:ac@ac-hydraulic.dk)  
[www.ac-hydraulic.com](http://www.ac-hydraulic.com)



- Ⓚ NO ADVARSLER – sikkerhedsforanstaltninger
- ⒸB WARNINGS – Safe usage instructions
- ⒸE WARNUNGEN – Sicherheitsvorschriften
- ⒸR AVERTISSEMENTS – Instructions pour une utilisation de toute sécurité
- ⒸE VARNINGAR – instruktioner för säker användning
- ⒸI VAROITUKSET – Turvallisuusohjeet
- ⒸNL WAARSCHUWING – Instructies voor veilig gebruik
- ⒸS ADVERTENCIAS – Instrucciones de seguridad
- ⒸRU ПРЕДУПРЕЖДЕНИЯ – Инструкции по безопасному применению




Fig. 1

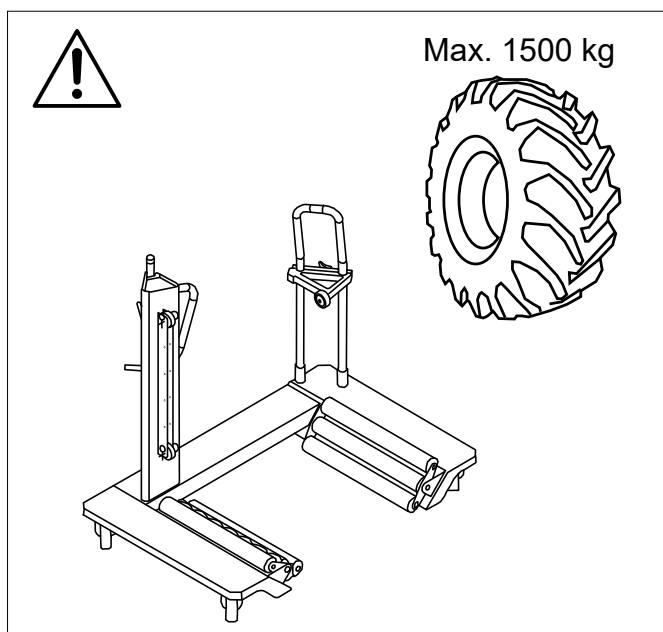


Fig. 2




Fig. 3

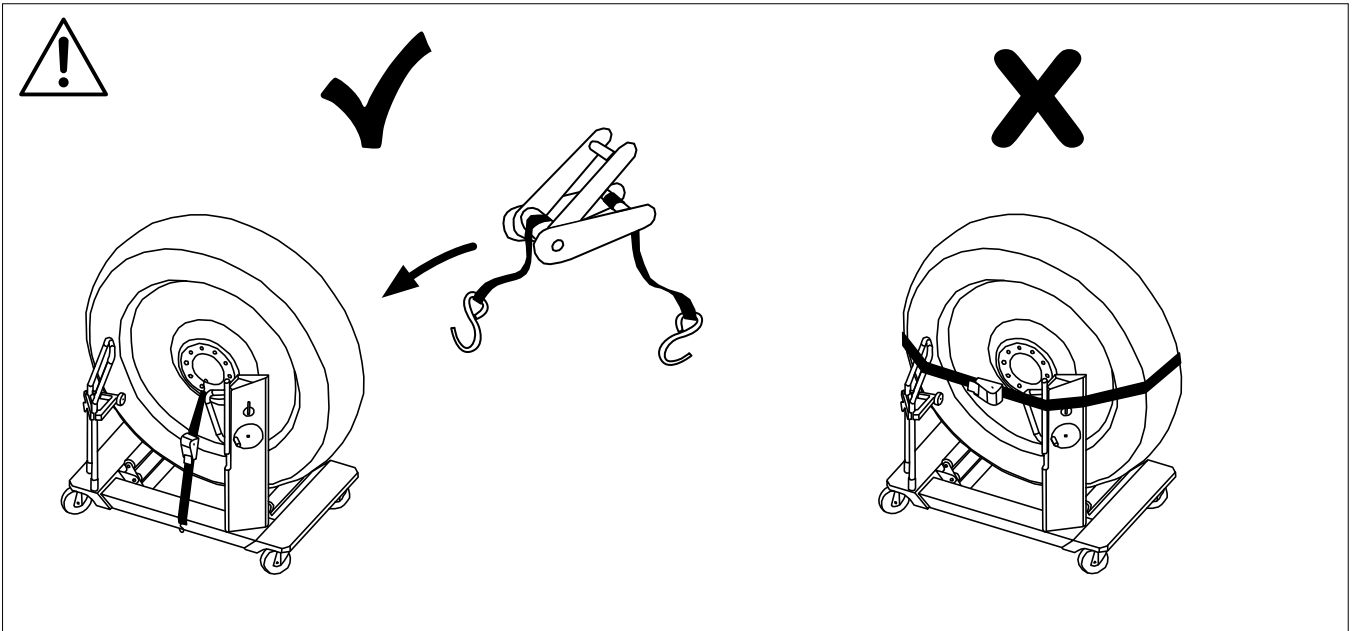


Fig. 4

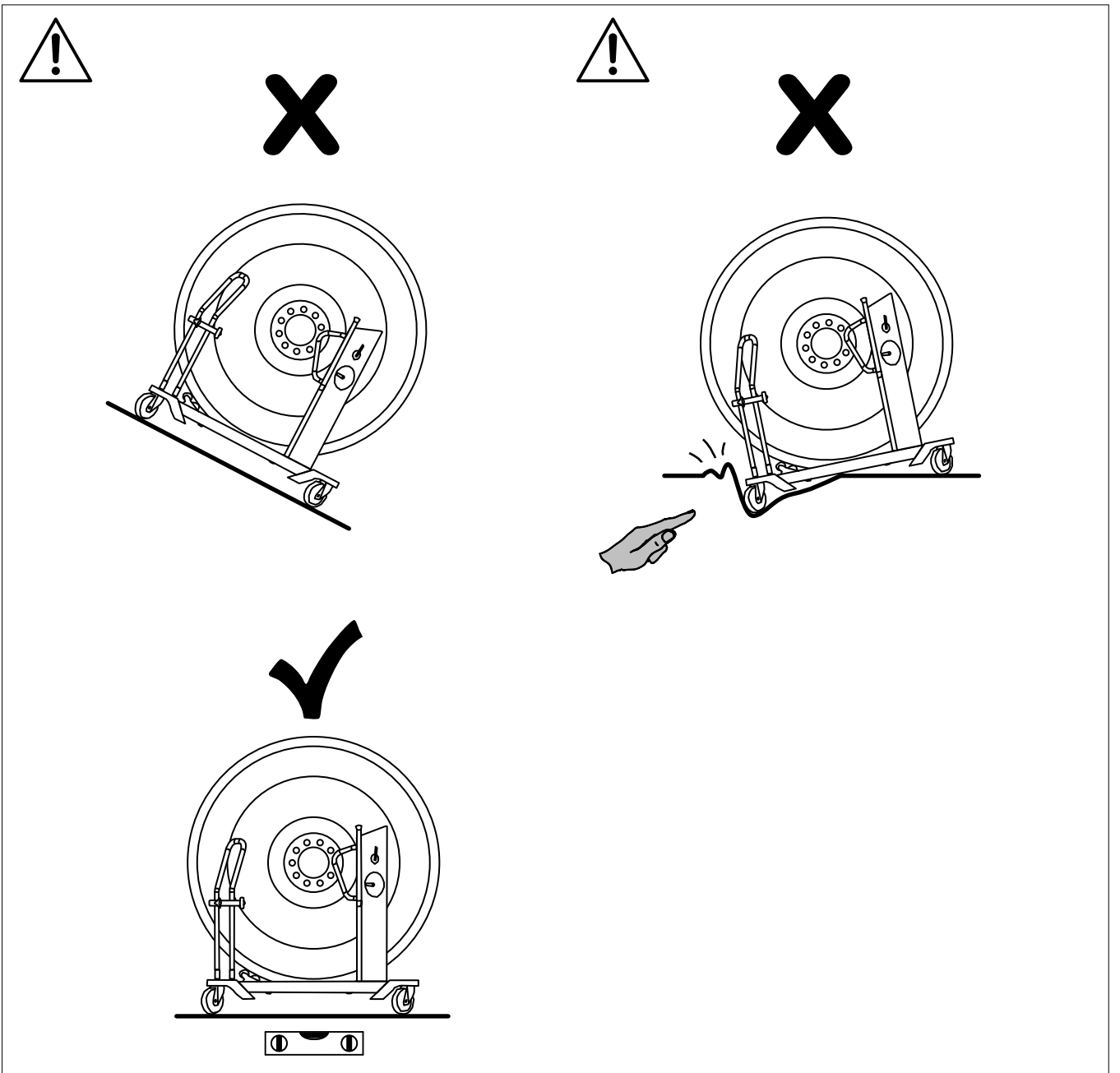


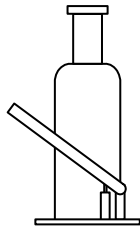
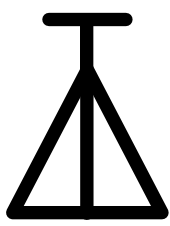


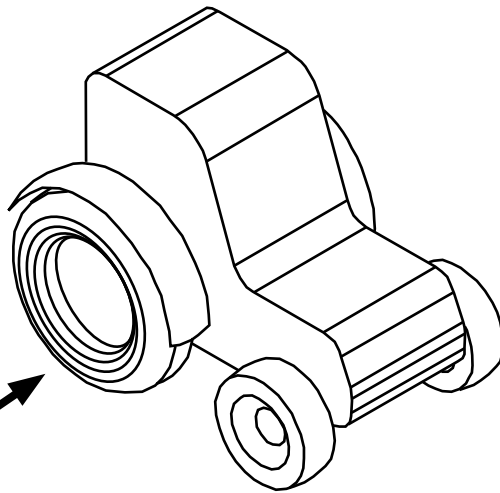
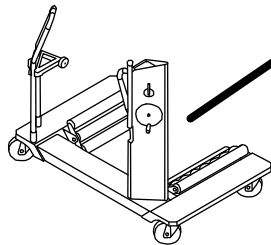
Fig. 5



1



2



3


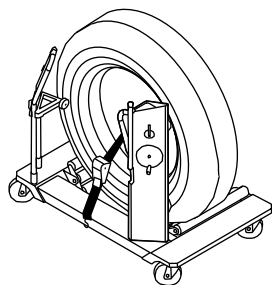


Fig. 6

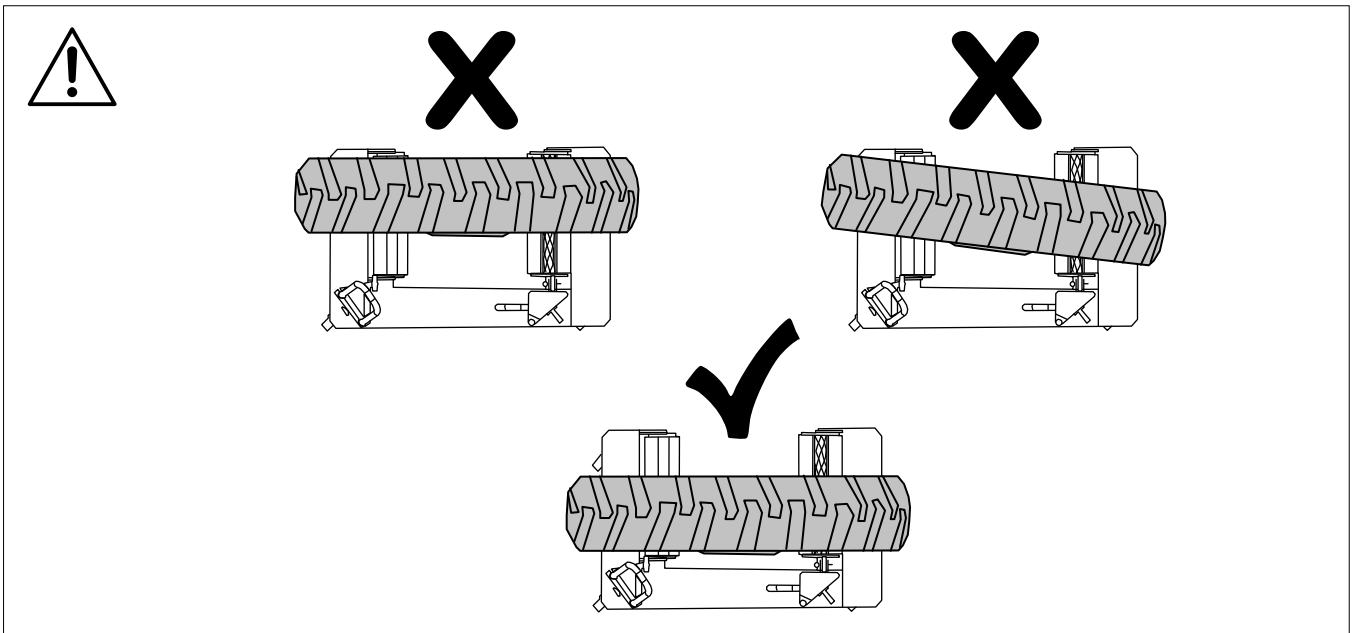


Fig. 7

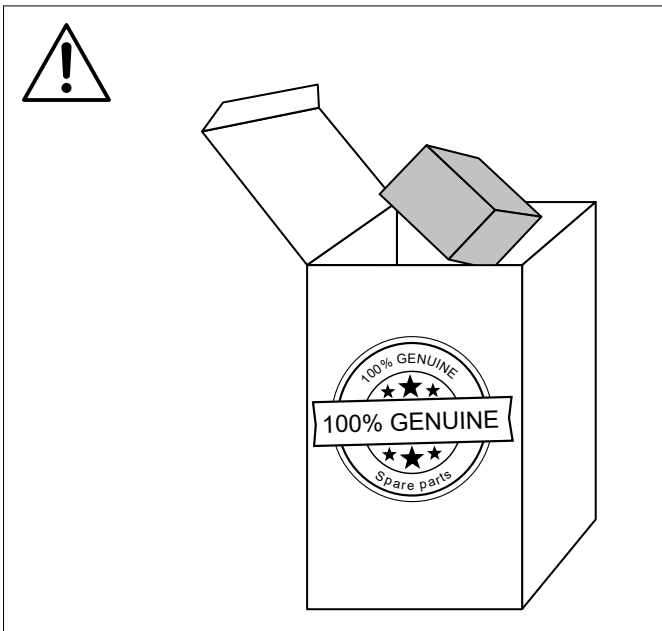


Fig. 8

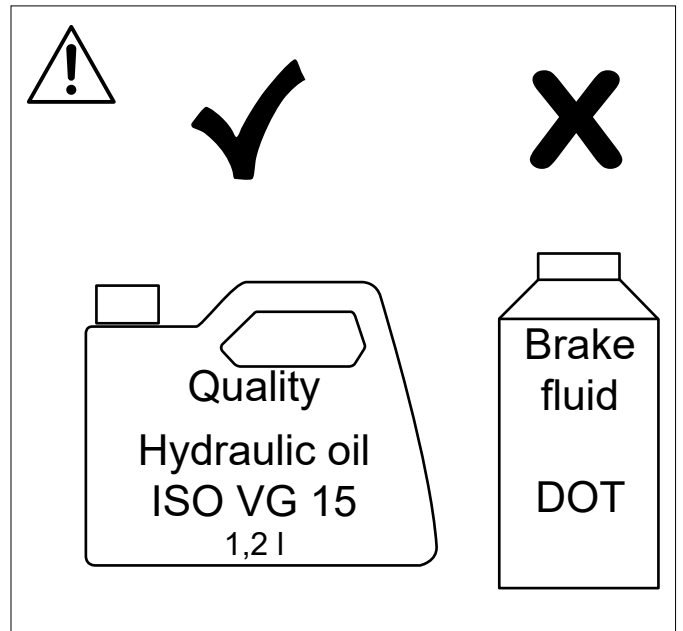


Fig. 9

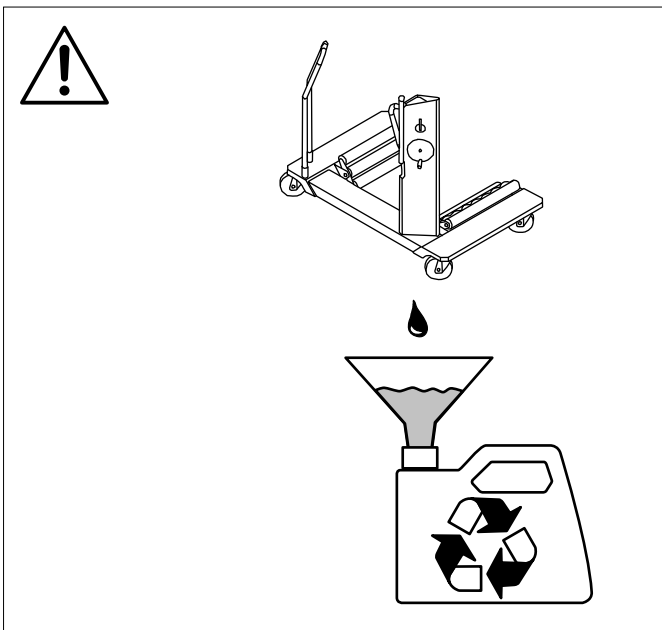
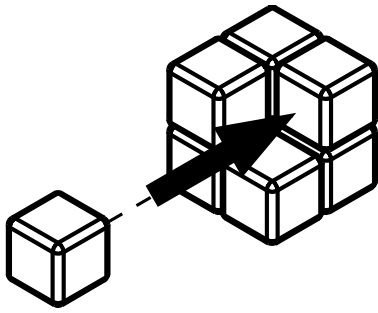


Fig. 10



Ⓚ NO Montering

ⒼB Assembly

ⒹE Montage

ⒻR Assemblage

ⓈE Montering

ⒻI Asentaminen

ⒼL Assemblage

ⒺS Montaje

ⒶU Сборка

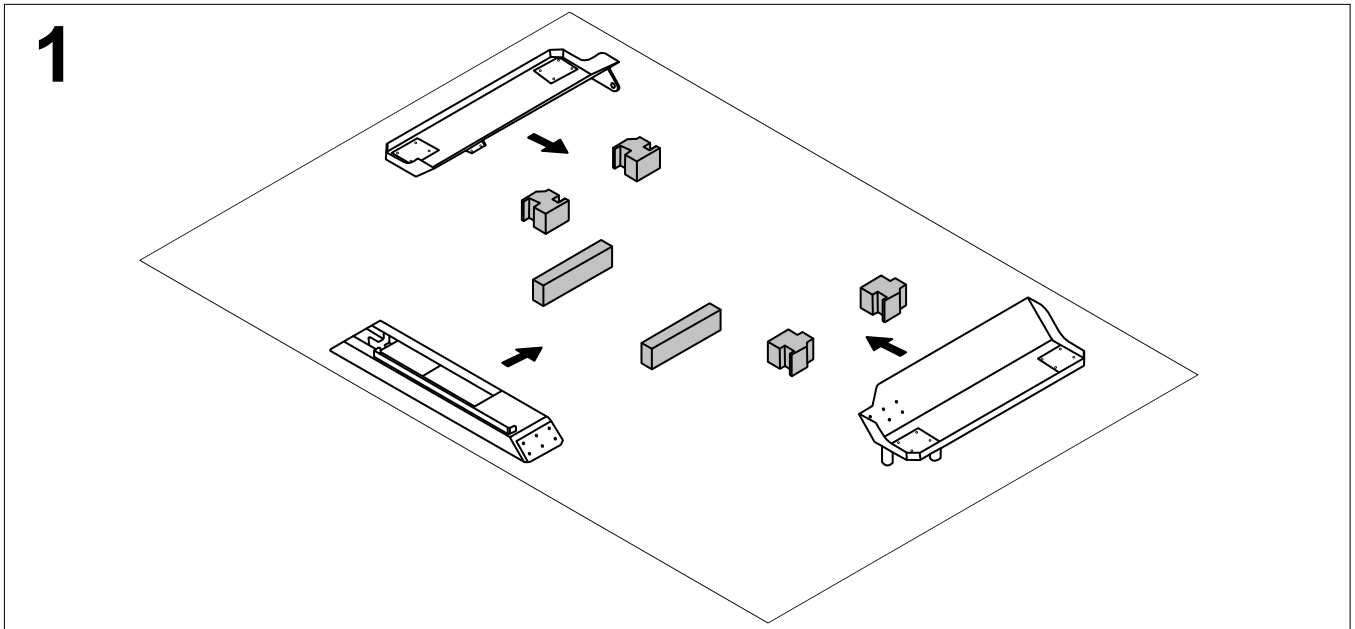


Fig. 11

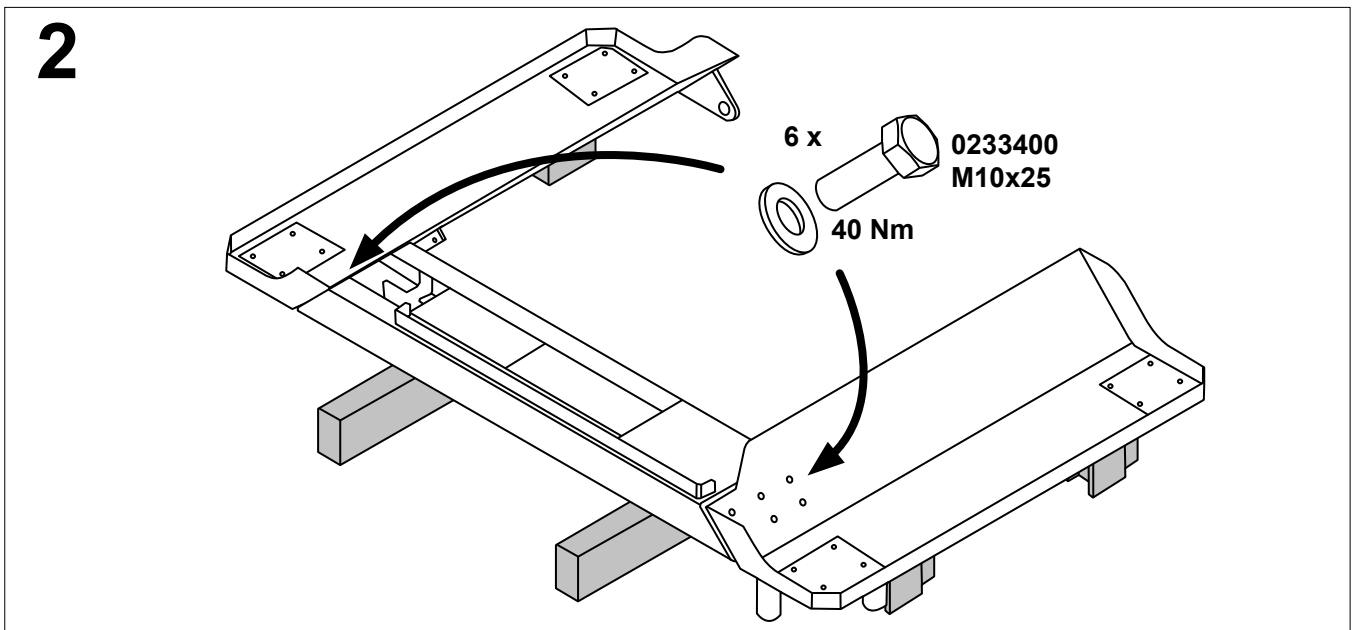


Fig. 12

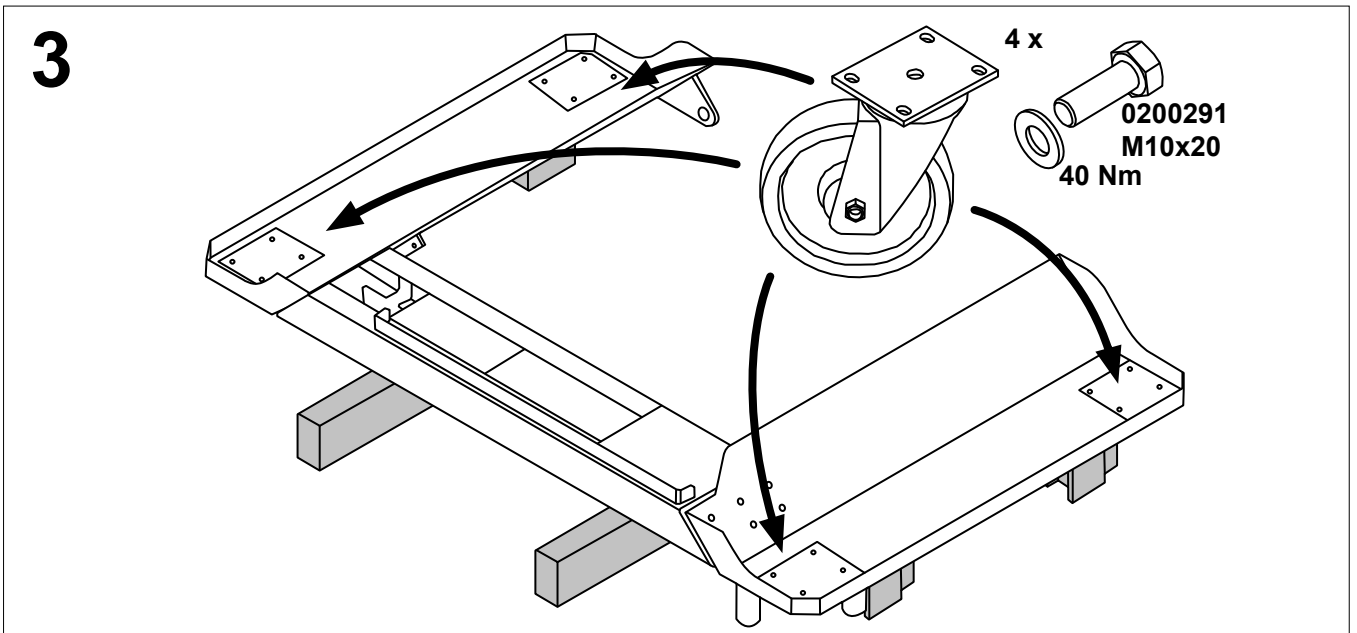


Fig. 13

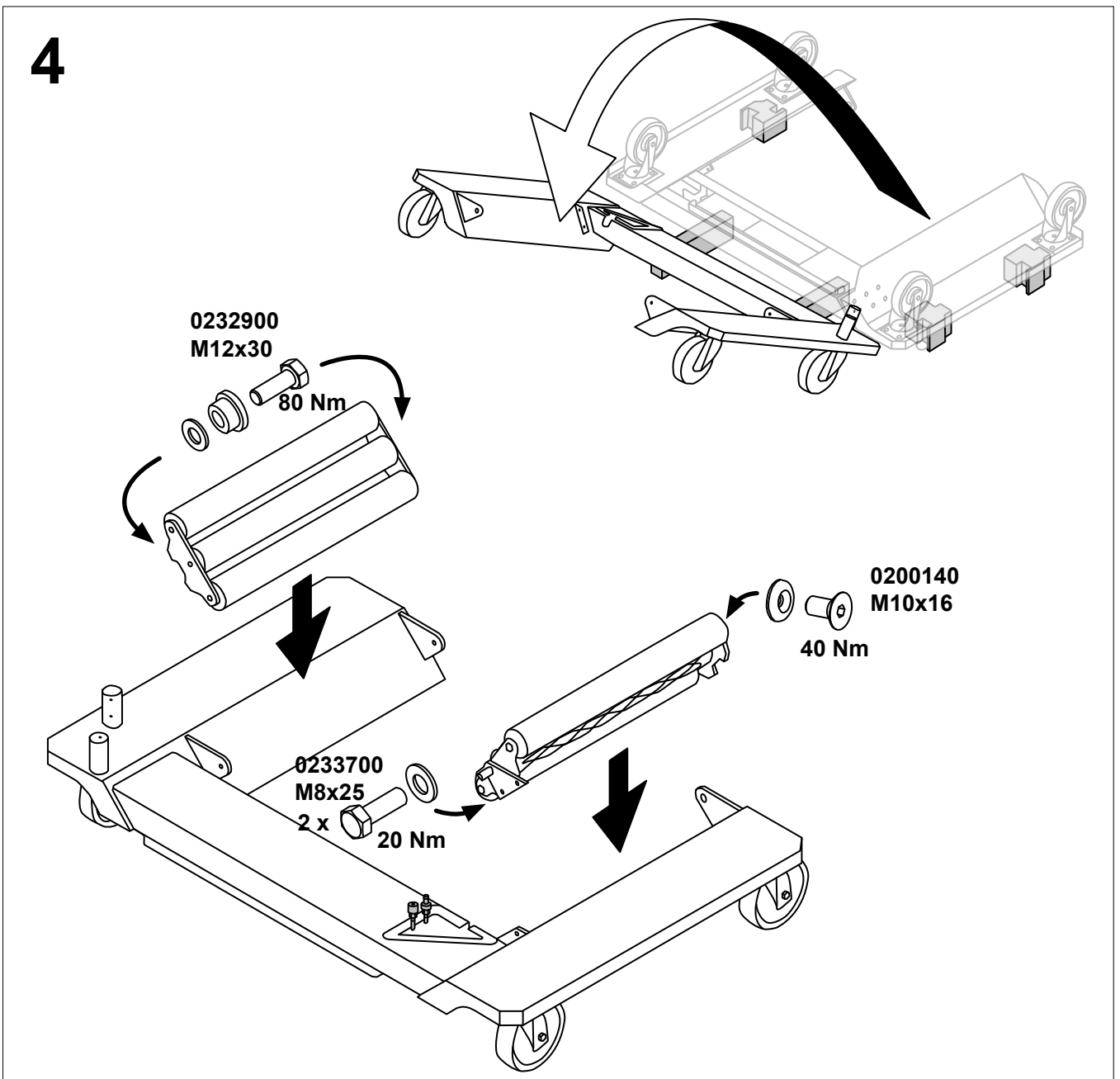


Fig. 14

5

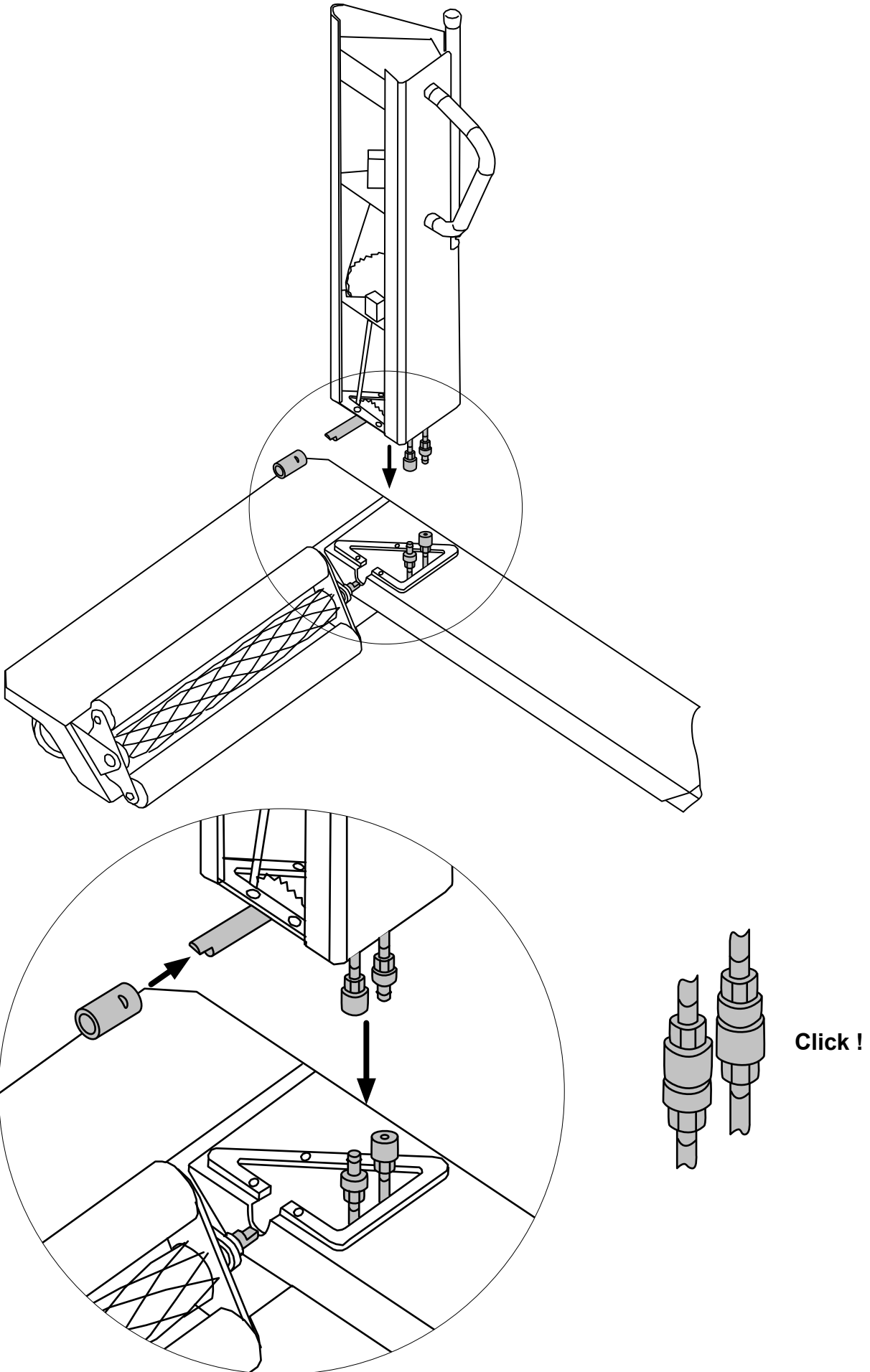


Fig. 15



**6**

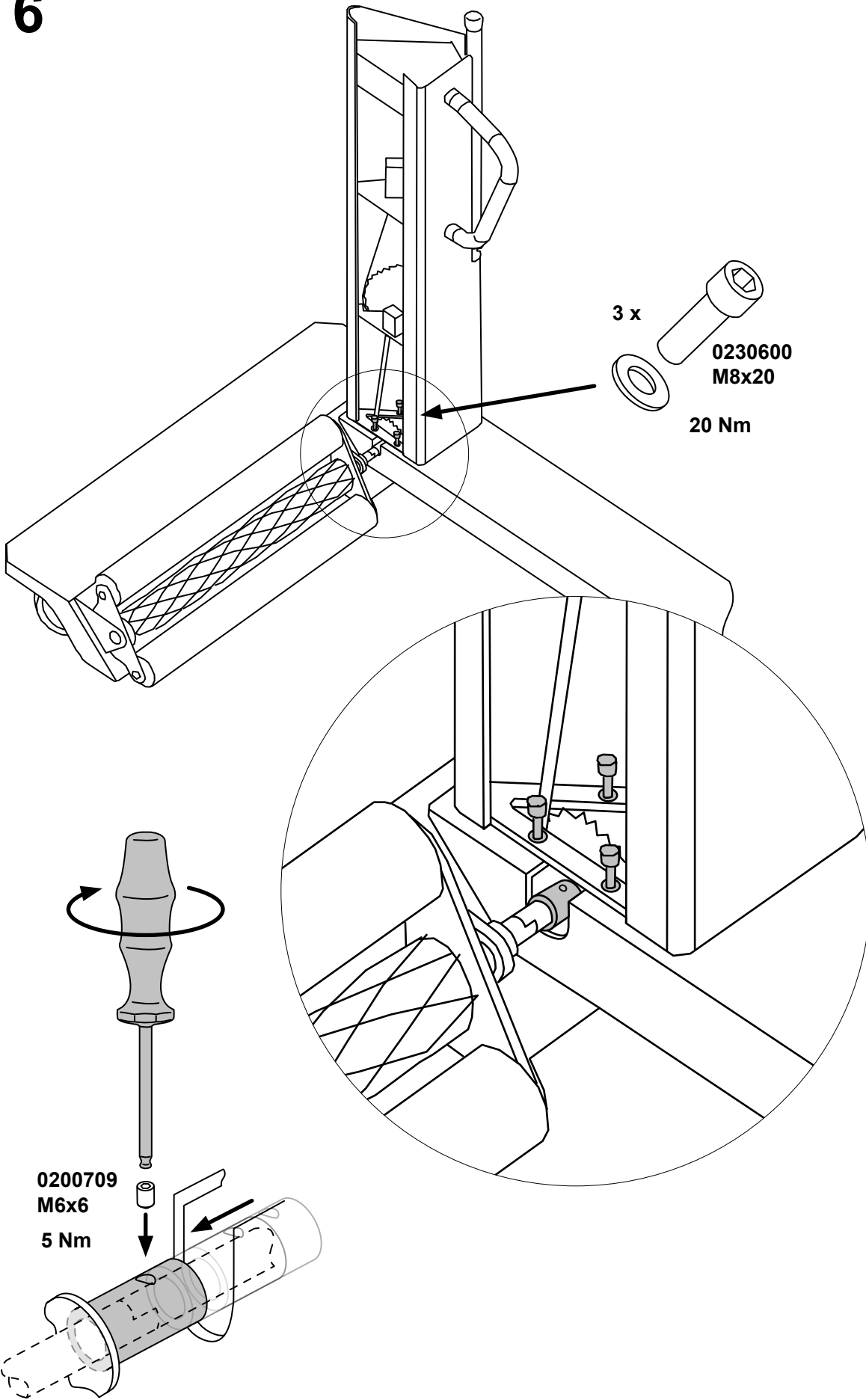


Fig. 16

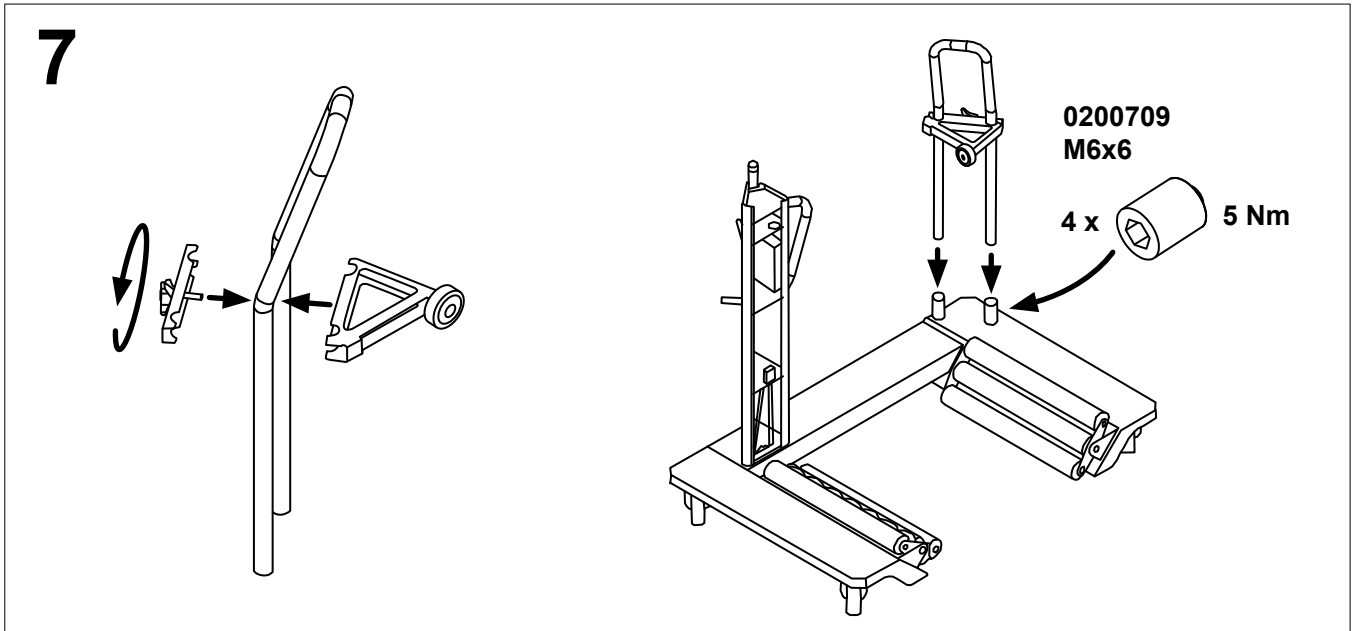


Fig. 17

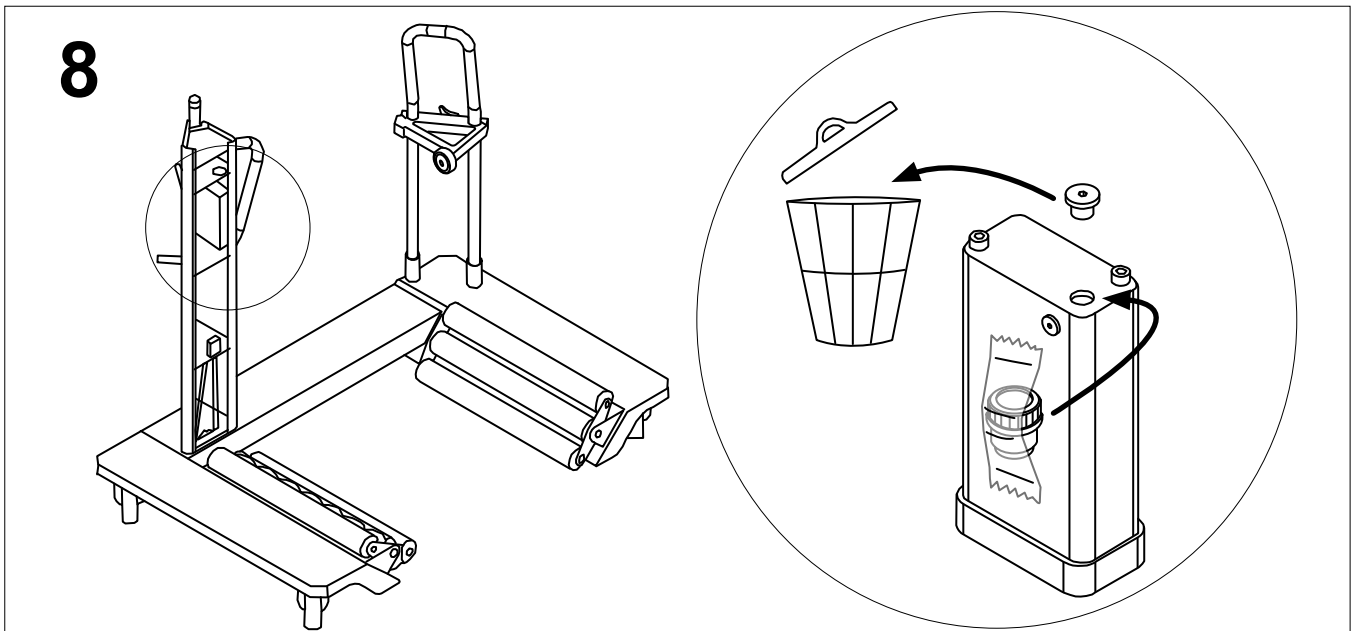


Fig. 18

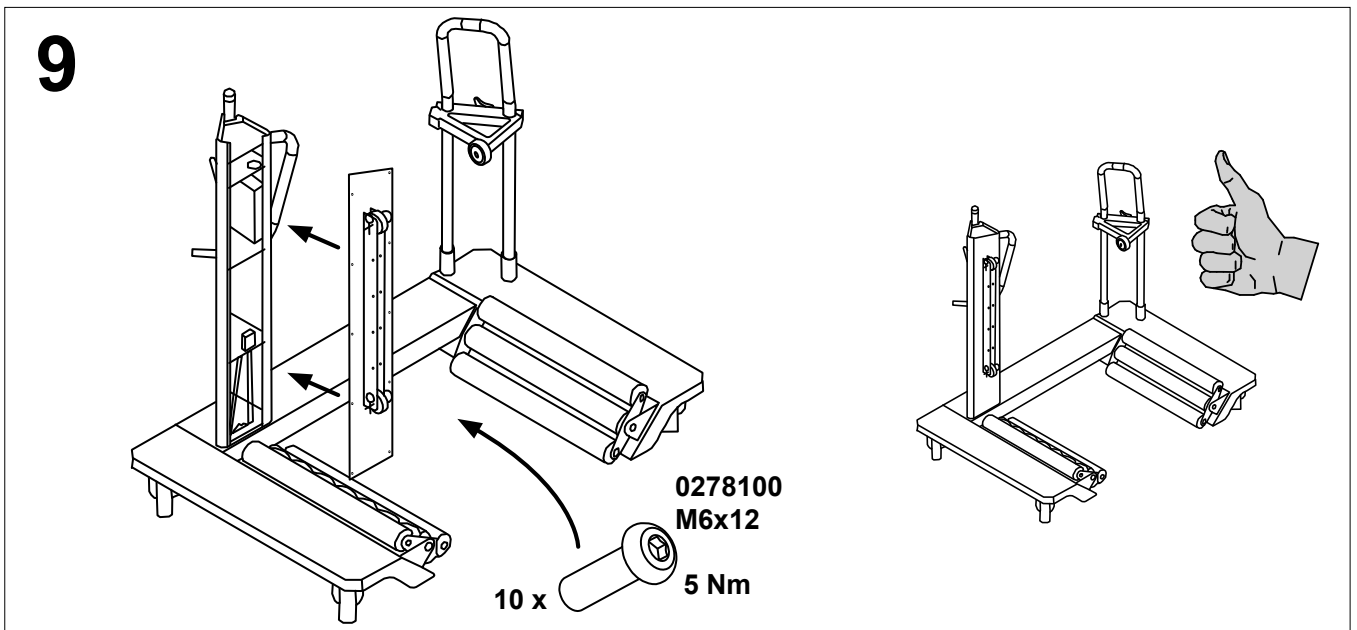



Fig. 19



- ⓀⓃ (DK) (NO) **Betjening**
- ⓀⓅ (GB) **Use**
- ⓀⓄ (DE) **Bedienung**
- ⓀⓇ (FR) **Utilisation**
- ⓀⓈ (SE) **Användning**
- ⓀⓇ (FI) **Käyttäminen**
- ⓀⓁ (NL) **Gebruik**
- ⓀⓈ (ES) **Manejo**
- ⓀⓇ (RU) **Использование**

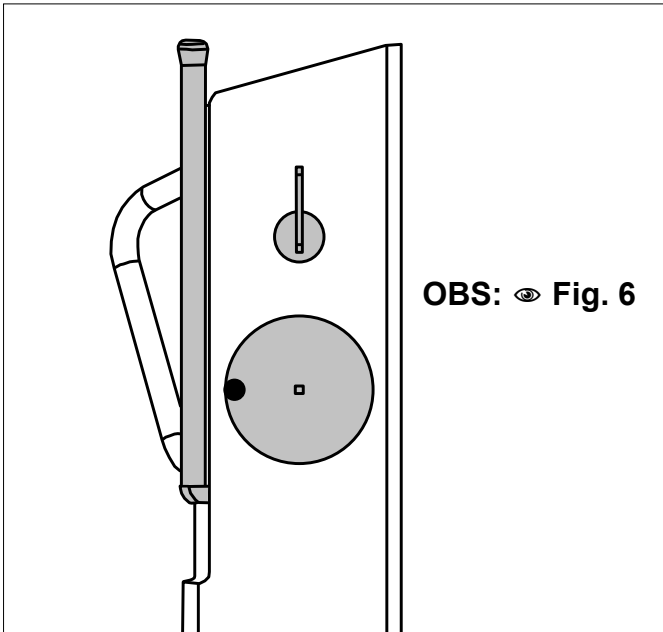


Fig. 20

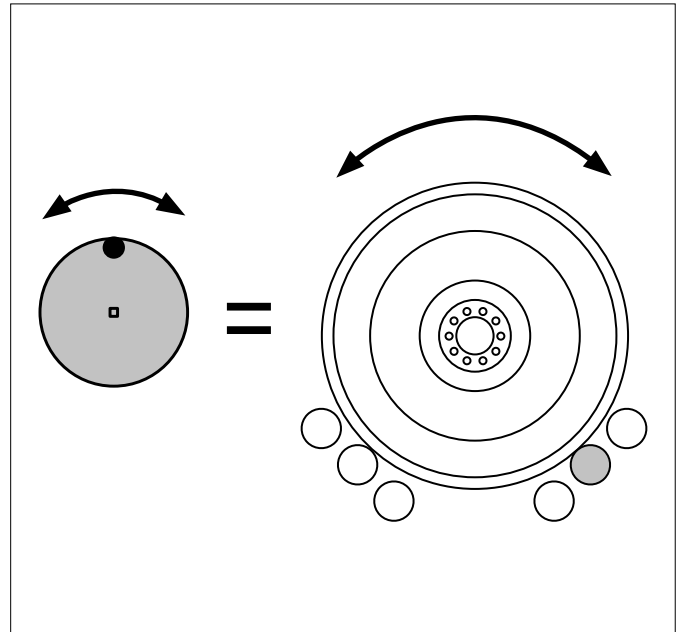


Fig. 21

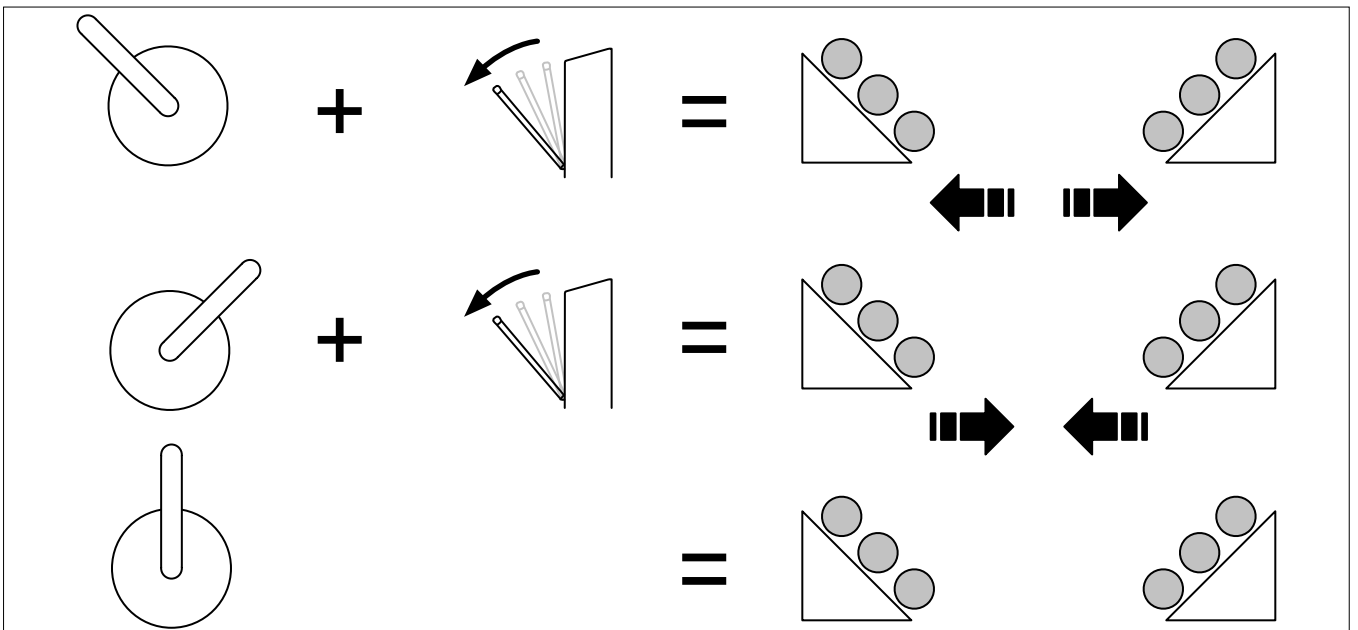
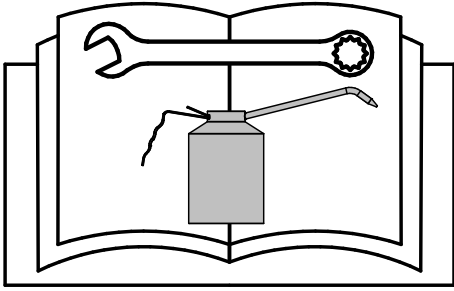


Fig. 22



Ⓚ NO Vedligeholdelse

Ⓒ GB Users Maintenance

Ⓓ DE Wartung

Ⓕ FR Maintenance

Ⓔ SE Underhåll

Ⓕ FI Huolto

Ⓖ NL Onderhoud

Ⓔ ES Mantenimiento

Ⓚ RU Техобслуживание

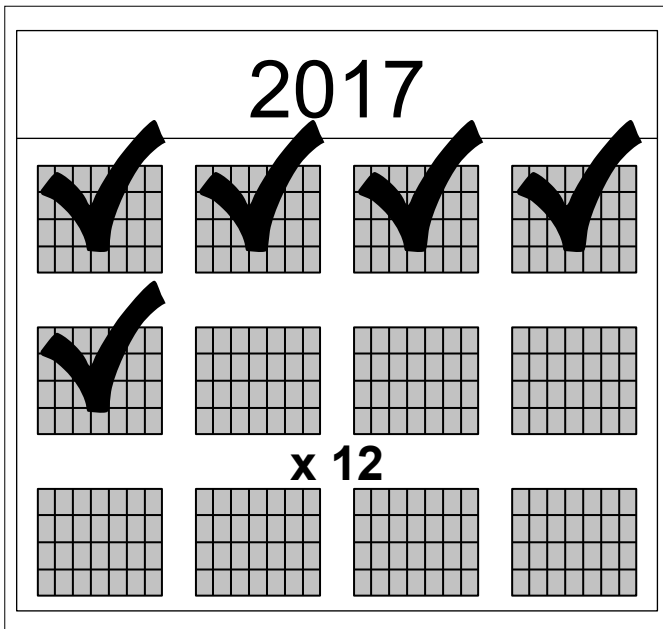


Fig. 23




Fig. 24

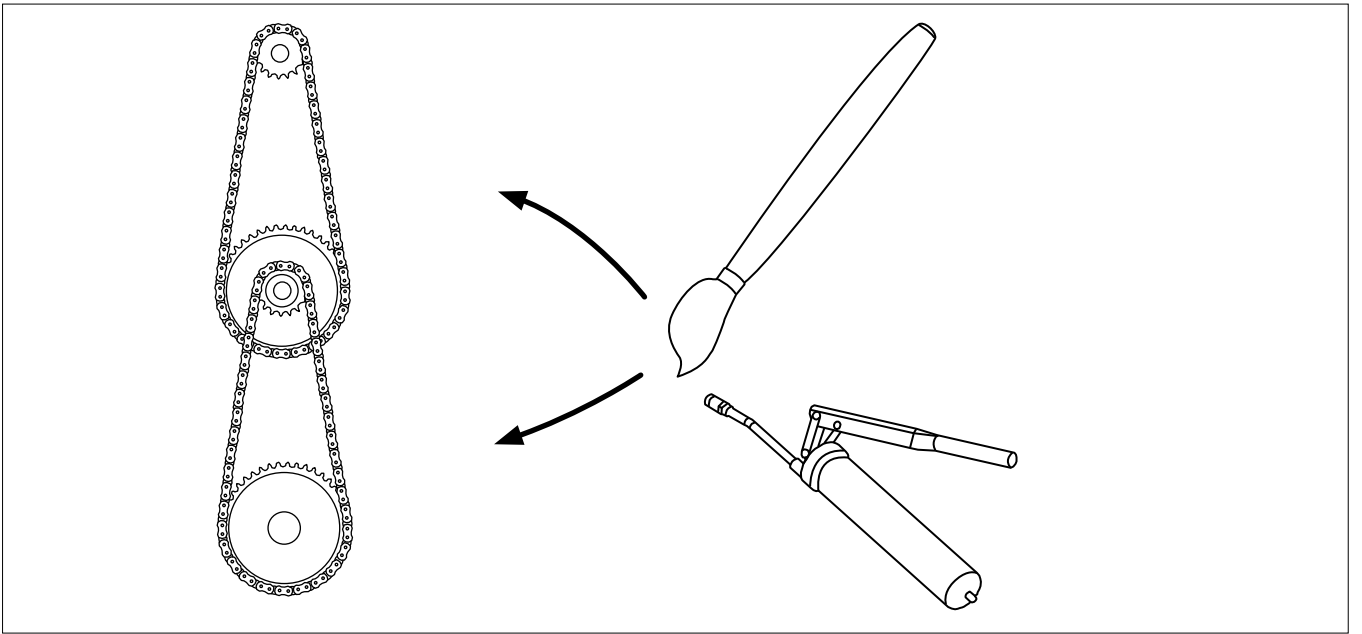


Fig. 25

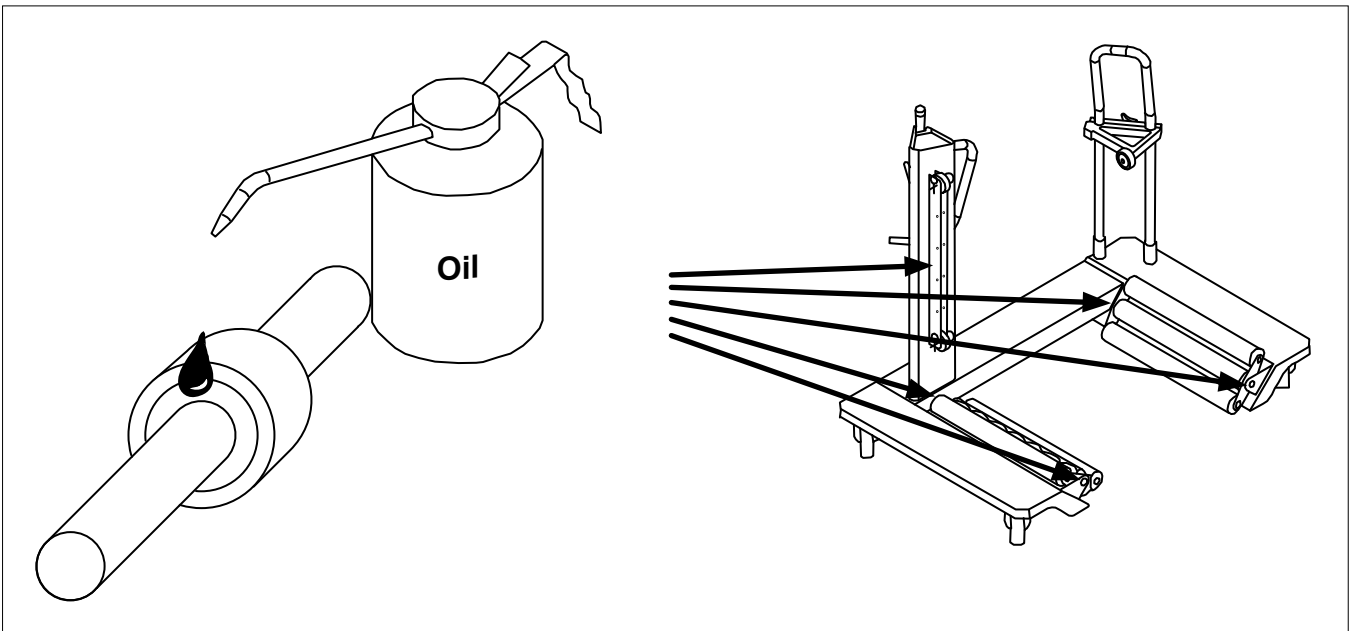


Fig. 26

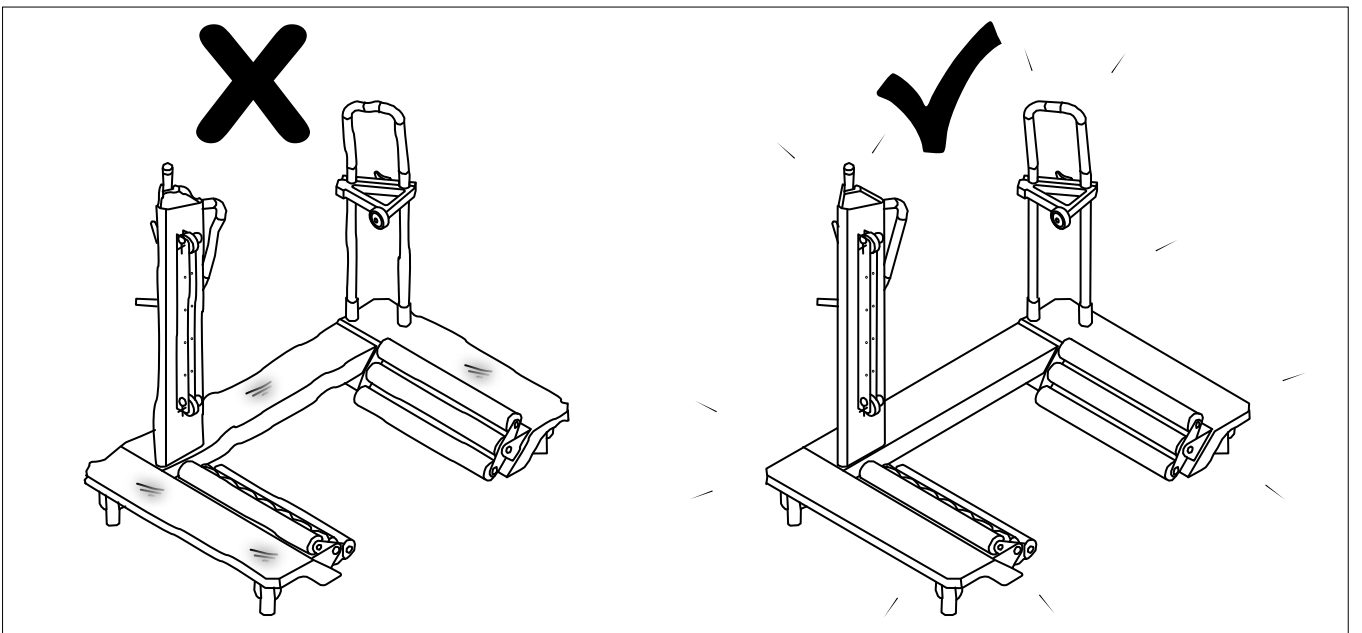


Fig. 27

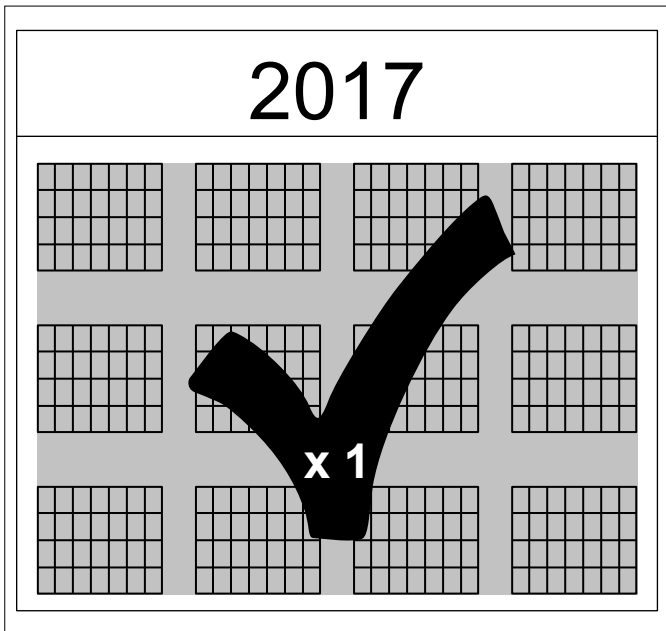


Fig. 28

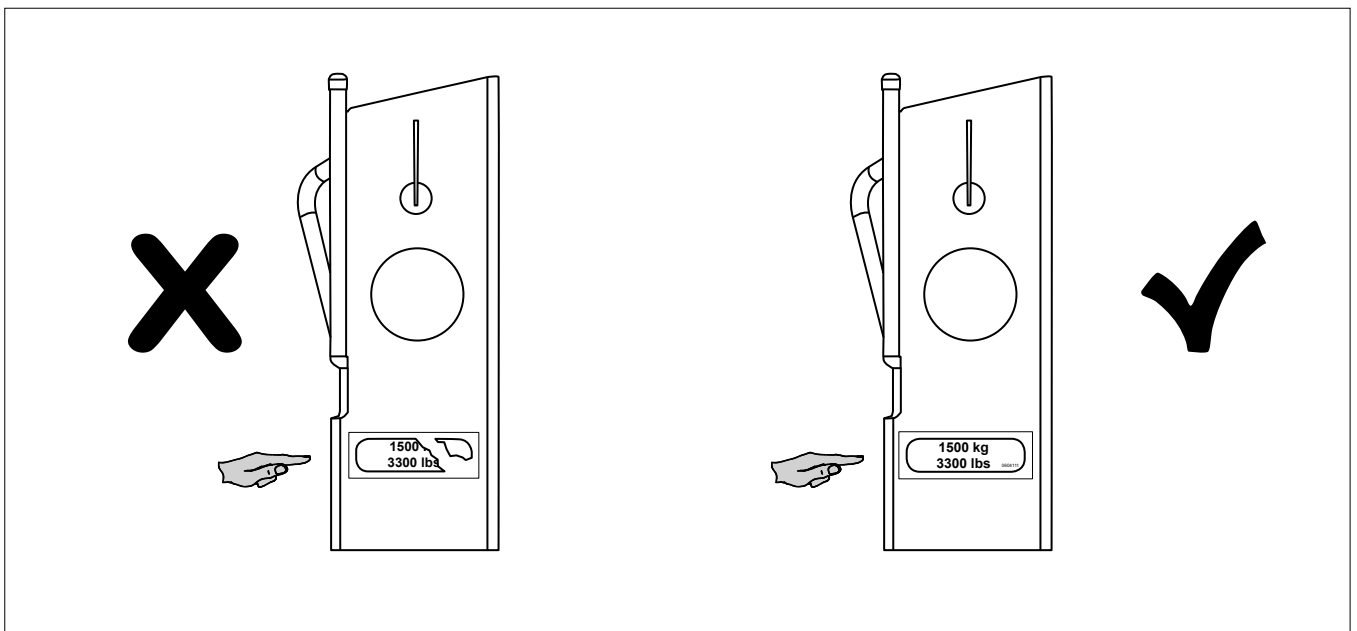


Fig. 29

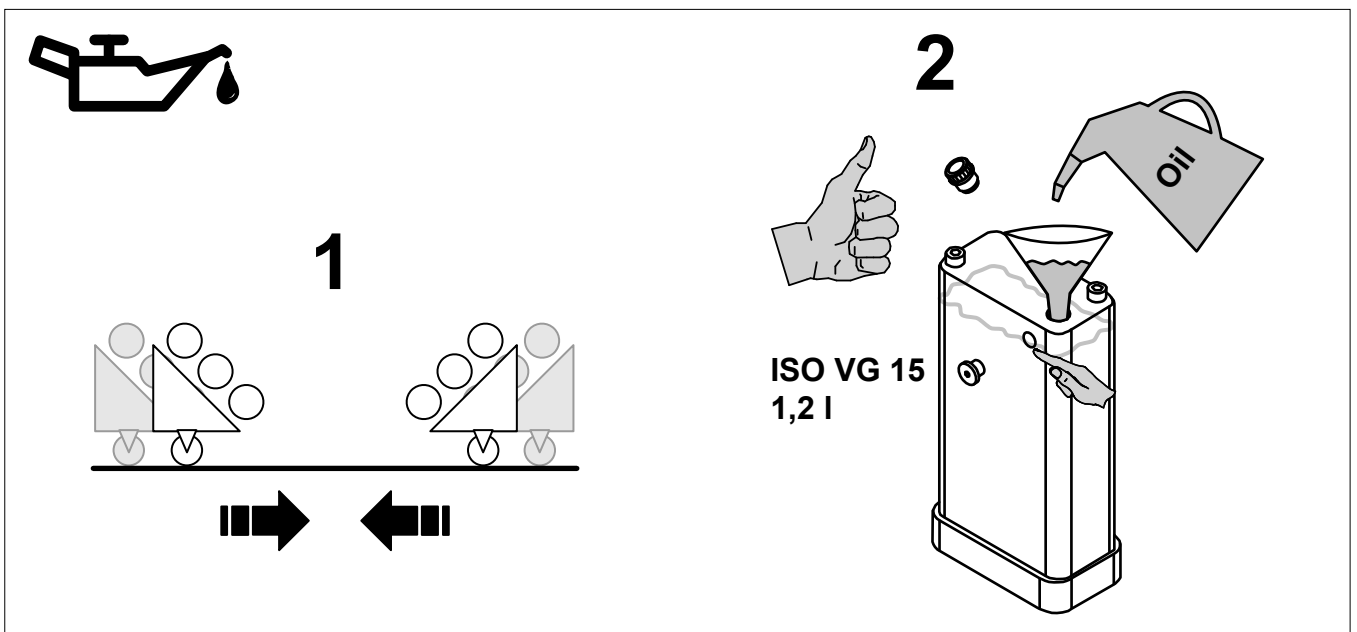



Fig. 30



- ⓀⓃ ⓃⓄ Fejlfinding
- ⓀⓃ ⓀⓄ Troubleshooting
- ⓀⓃ ⓀⓄ Fehlersuche und -behebung
- ⓀⓃ ⓀⓄ Guide de dépannage
- ⓀⓃ ⓀⓄ Felsökning
- ⓀⓃ ⓀⓄ Vianmääritys
- ⓀⓃ ⓀⓄ Storingzoeken
- ⓀⓃ ⓀⓄ Solución de problemas
- ⓀⓃ ⓀⓄ Диагностика неисправностей

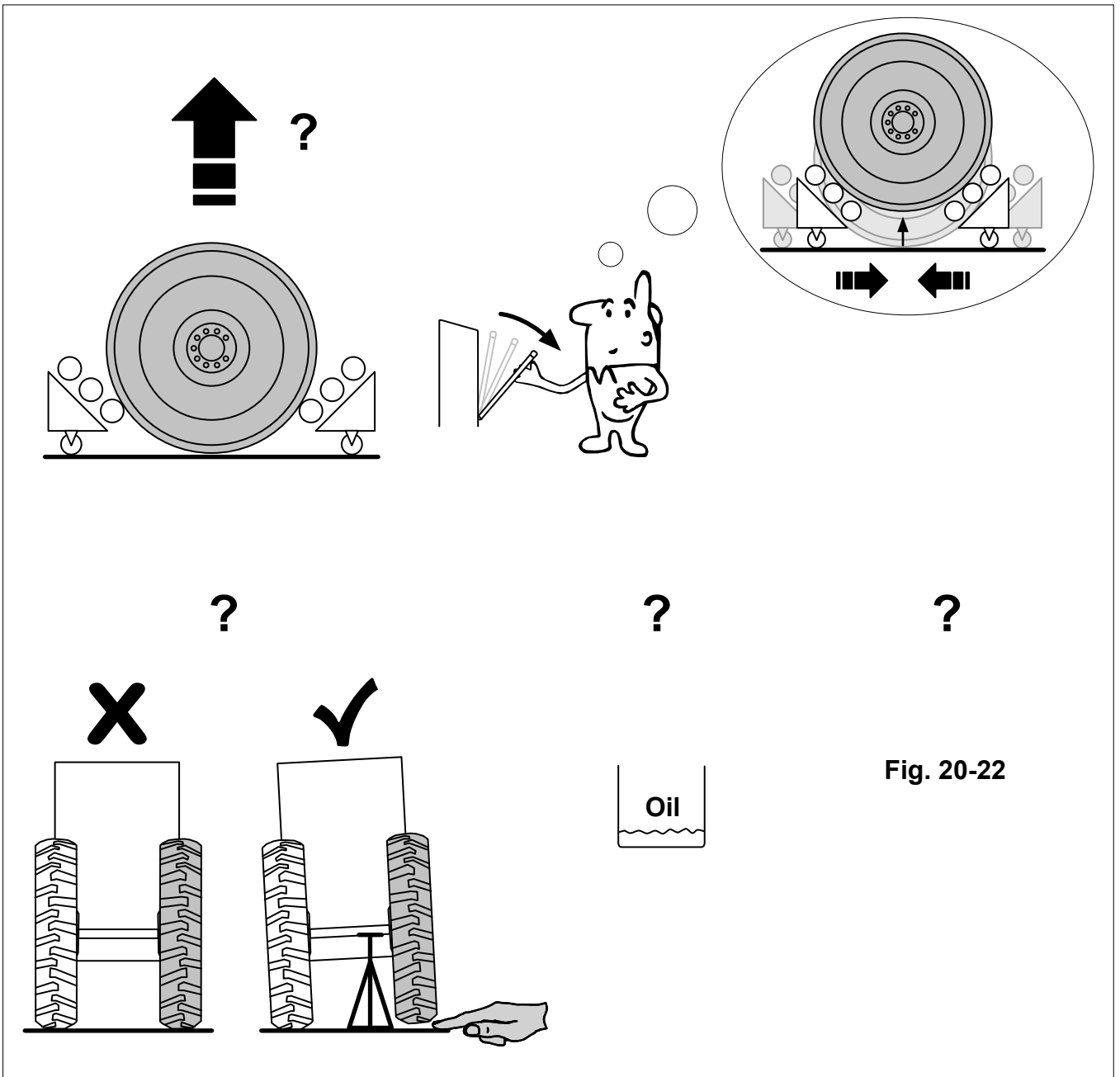


Fig. 20-22

Fig. 31

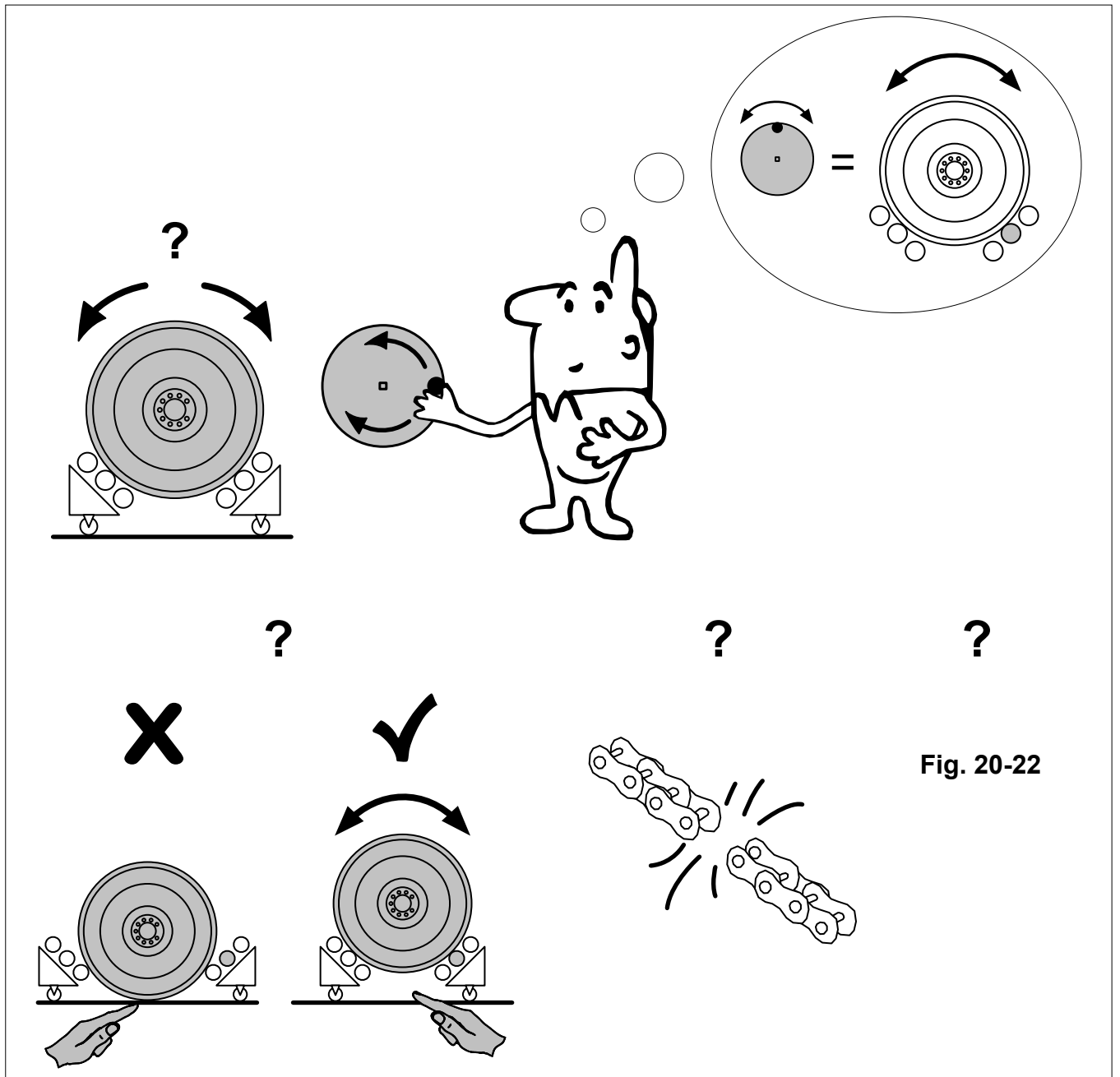


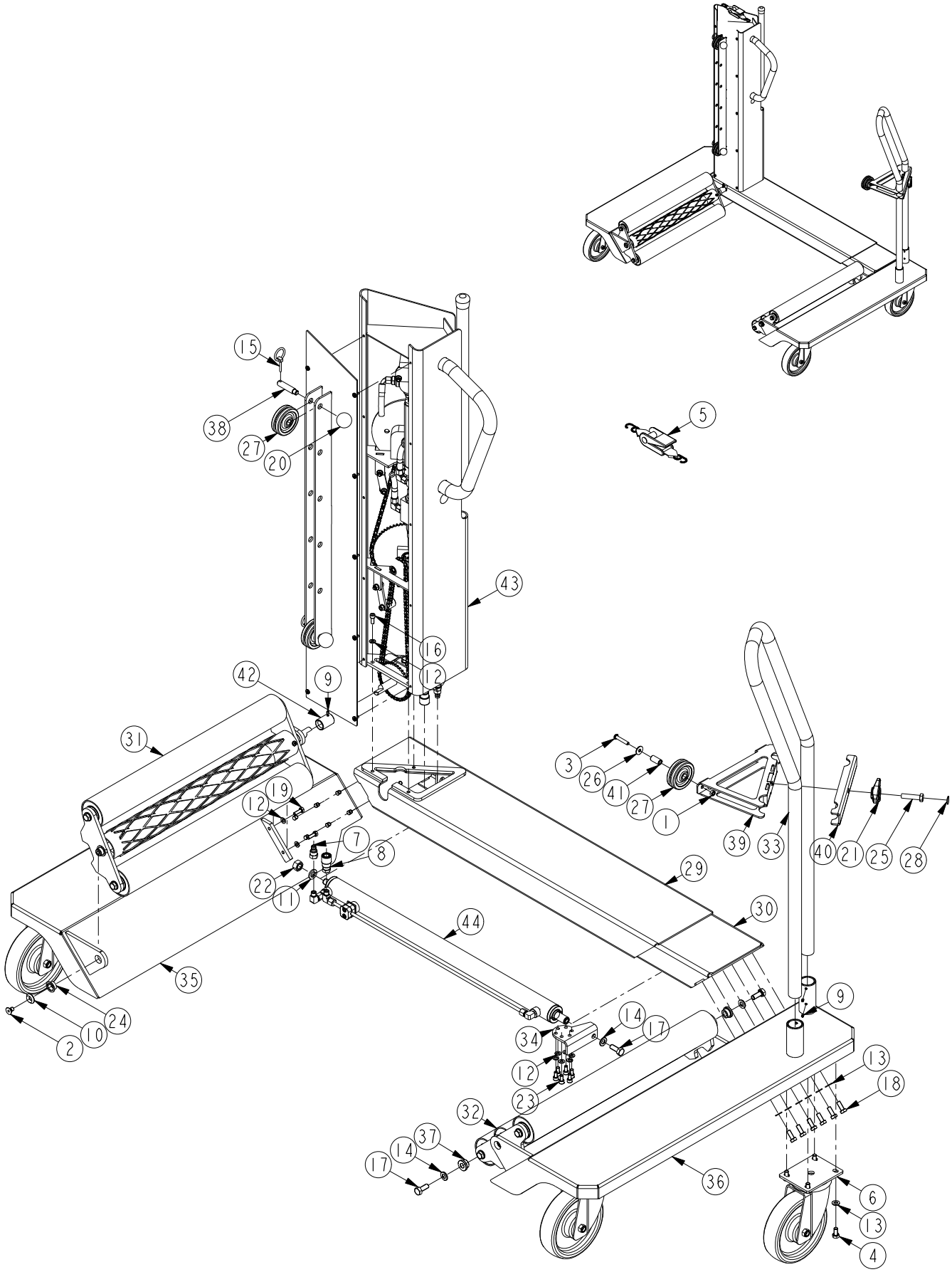
Fig. 20-22

Fig. 32





# WT1500NT



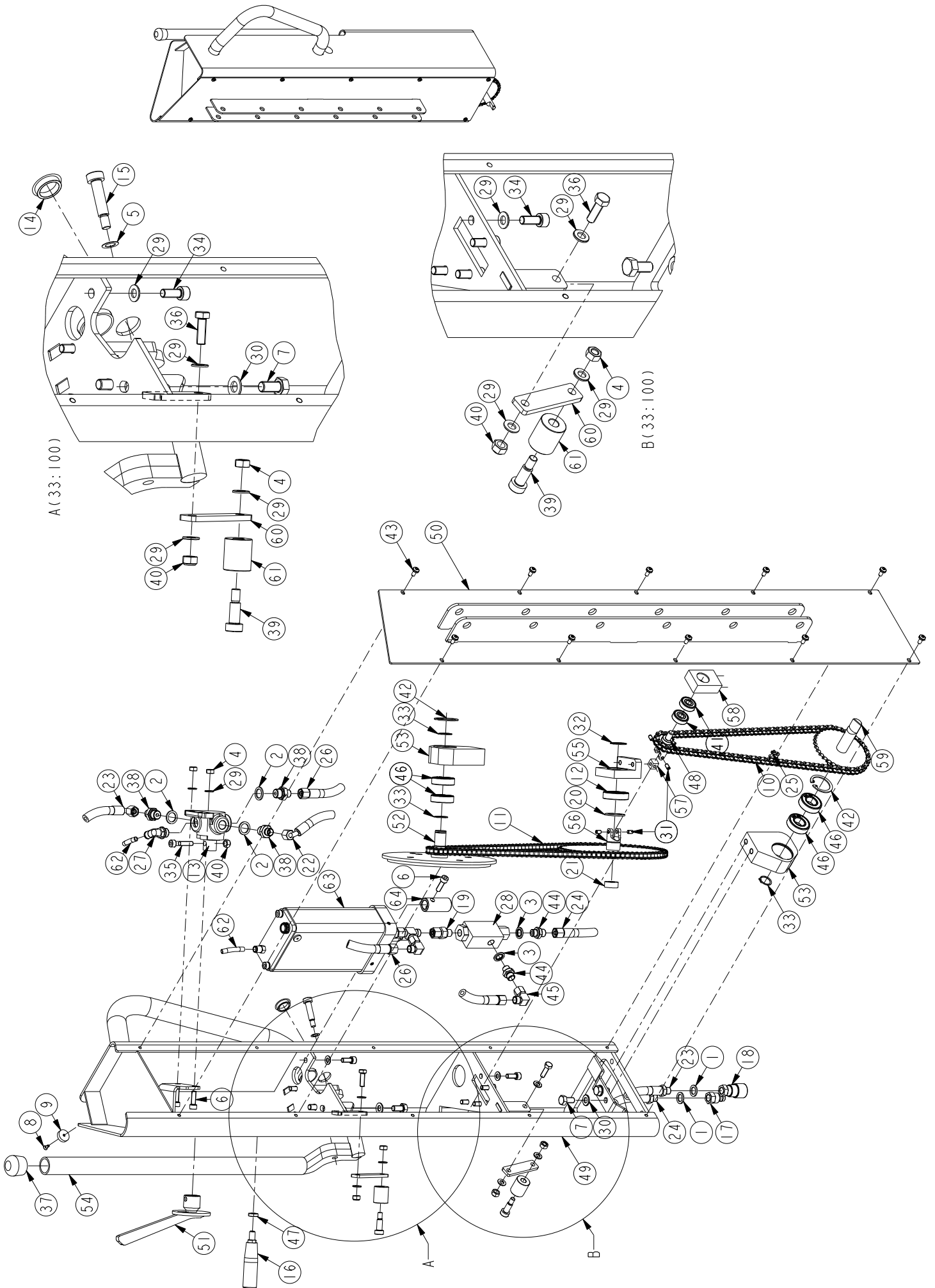
WT1500NT		(DK)	(GB)	(DE)	
Pos.	Art. No.	Pcs.	Benævnelse	Description	Bezeichnung
	61 020 00		Hjulløfter	Wheel removal trolley	Radmontagegerät
1	02 001 00	1	Møtrik	Nut	Mutter
2	02 001 40	1	Skruer	Screw	Schraube
3	02 002 66	1	Skruer	Screw	Schraube
4	02 002 91	16	Skruer	Screw	Schraube
5	02 006 86	1	Surring	Ratchet tie	Ratschengurt
6	02 006 87	4	Hjul	Wheel	Rad
7	02 007 07	1	Fitting	Fitting	Fitting
8	02 007 08	1	Fitting	Fitting	Fitting
9	02 007 09	5	Pinolskrue	Pinol screw	Pinolschraube
10	02 007 16	1	Skive	Washer	Scheibe
11	02 106 00	1	Fjederskive	Spring washer	Federscheibe
12	02 110 00	11	Skive	Washer	Scheibe
13	02 116 00	28	Skive	Washer	Scheibe
14	02 121 00	3	Skive	Washer	Scheibe
15	02 240 00	2	Sikringssplit	Lock split	Sicherungssplit
16	02 306 00	3	Skruer	Screw	Schraube
17	02 329 00	3	Skruer	Screw	Schraube
18	02 334 00	12	Skruer	Screw	Schraube
19	02 337 00	2	Skruer	Screw	Schraube
20	02 380 00	2	Kugle, Ø40	Ball, Ø40	Kugel, Ø40
21	02 452 00	1	Håndtag	Handle	Griff
22	02 460 00	1	Møtrik	Nut	Mutter
23	02 551 00	6	Skruer	Screw	Schraube
24	02 614 00	1	Leje	Bearing	Lager
25	02 668 00	1	Skruer	Screw	Schraube
26	02 766 00	1	Skive	Washer	Scheibe
27	36 008 00	3	Hjul	Wheel	Rad
28	44 109 01	1	Prop	Plug	Pfropfen
29	61 020 10	1	Vange, højre	Middleframe, right	Mittelrahmen, recht
30	61 020 20	1	Vange, venstre	Middleframe, left	Mittelrahmen, links
31	61 020 30	1	Ruller	Roller	Rollen
32	61 020 32	1	Ruller	Roller	Rollen
33	61 020 39	1	Håndtag	Handle	Hebel
34	61 020 96	1	Cylinderbeslag	Cylinder bracket	Zylinderbeschlag
35	61 021 10	1	Hjulkonsol, højre	Wheelframe, right	Fahrrahmen, recht
36	61 021 20	1	Hjulkonsol, venstre	Wheelframe, left	Fahrrahmen, links
37	61 021 24	2	Bøsning	Bushing	Buchse
38	61 021 25	2	Tap	Spike	Stechachse
39	61 021 27	1	Støtte	Bracket	Beschlag
40	61 021 33	1	Spændeåg	Bracket	Beschlag
41	61 021 35	1	Afstandsør	Distance bushing	Abstandsbuchse
42	61 021 37	1	Bøsning	Bushing	Buchse
43	61 021 50	1	Søjle	Column	Säule
44	90 971 10	1	Cylinder	Cylinder	Zylinder

DK: De med \* mærkede dele leveres i komplet pakningsæt. Anvend altid originale reservedele. Angiv venligst altid model og reservedelsnummer. Alle hoveddele kan ikke forventes leveret efter produktionsophør af model.

GB: \* indicate parts included in repair set. Please always state model and part number. Do always apply original spare parts. All major parts may not be provided as spare parts after discontinuation of production of a model.

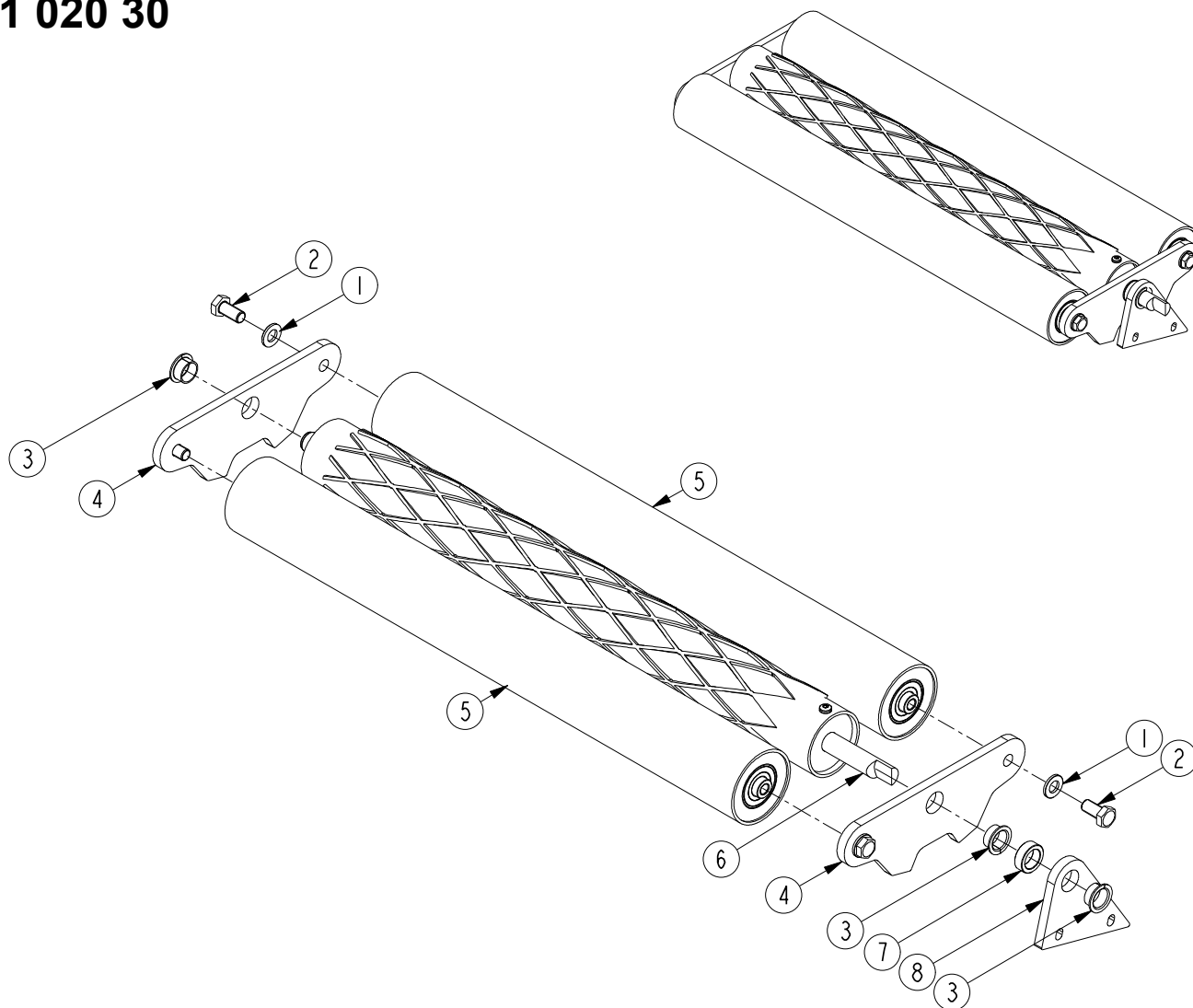
DE: Die mit \* markierten Teile sind im Dichtungssatz enthalten. Bitte immer Modell und Ersatzteilnummer auf Ihren Bestellungen angeben. Immer nur Originalteile verwenden. Lieferung von allen Hauptteilen als Ersatzteile kann nach Produktions-Einstellung eines Modelles nicht erwartet werden.

# 61 021 50



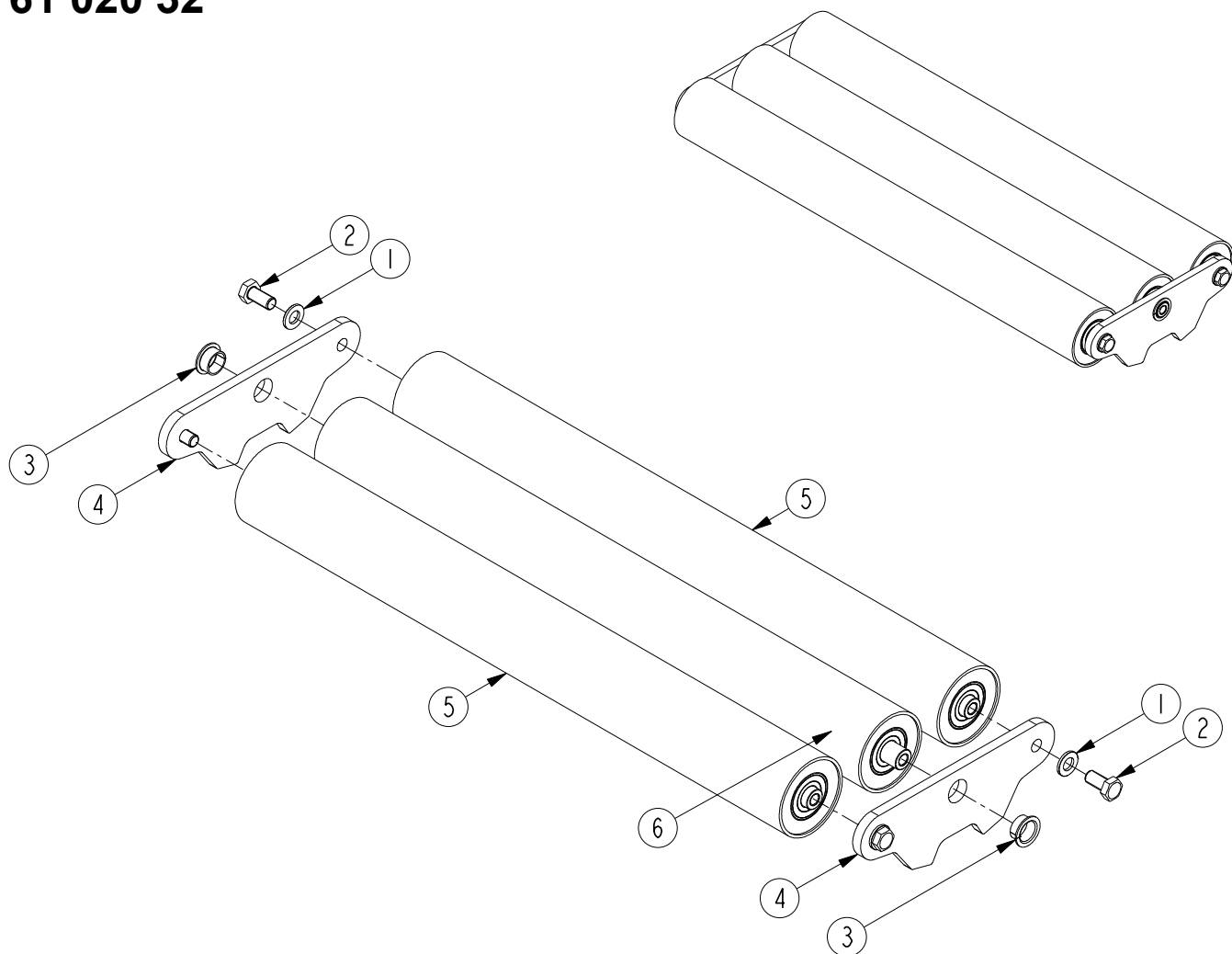
WT1500NT			(DK)	(GB)	(DE)
Pos.	Art. No.	Pcs.	Benævnelse	Description	Bezeichnung
	61 021 50		Søjle	Column	Säule
1	01 243 00	2	Pakning	Seal	Dichtung
2	01 244 00	3	Pakning	Seal	Dichtung
3	01 438 00	2	Pakning	Seal	Dichtung
4	02 001 00	4	Møtrik	Nut	Mutter
5	02 001 28	1	Skive	Washer	Scheibe
6	02 001 74	3	Skrue	Screw	Schraube
7	02 002 91	4	Skrue	Screw	Schraube
8	02 003 40	1	Skrue	Screw	Schraube
9	02 006 23	1	Magnet	Magnet	Magnet
10	02 006 88	1	Kæde	Chain	Ketten
11	02 006 89	1	Kæde	Chain	Ketten
12	02 006 92	1	Leje	Bearing	Lager
13	02 006 93	1	Ventil	Valve	Ventil
14	02 006 95	1	Prop	Plug	Pfropfen
15	02 006 96	1	Pasbolt	Screw	Schraube
16	02 006 97	1	Håndtag	Handle	Griff
17	02 007 07	1	Fitting	Fitting	Fitting
18	02 007 08	1	Fitting	Fitting	Fitting
19	02 007 11	1	Fitting	Fitting	Fitting
20	02 007 15	1	Skive	Washer	Scheibe
21	02 007 17	1	Afstandsring	Distance bushing	Abstandsbuchse
22	02 007 19	1	Hydraulikslange	Hydraulic hose	Hydraulikschlauch
23	02 007 20	1	Hydraulikslange	Hydraulic hose	Hydraulikschlauch
24	02 007 21	1	Hydraulikslange	Hydraulic hose	Hydraulikschlauch
25	02 007 24	1	Forkr. led	Chain connector	Kettenverbinder
26	02 007 26	1	Hydraulikslange	Hydraulic hose	Hydraulikschlauch
27	02 008 64	1	Fitting	Fitting	Fitting
28	02 008 68	1	Ventil	Valve	Ventil
29	02 110 00	14	Skive	Washer	Scheibe
30	02 116 00	4	Skive	Washer	Scheibe
31	02 145 00	4	Pinolskrue	Pinol screw	Pinolschraube
32	02 206 00	1	Seegerring	Seegerring	Seegerring
33	02 222 00	3	Seegerring	Seegerring	Seegerring
34	02 306 00	6	Skrue	Screw	Schraube
35	02 314 00	1	Skrue	Screw	Schraube
36	02 337 00	2	Skrue	Screw	Schraube
37	02 369 00	1	Prop	Plug	Pfropfen
38	02 455 00	3	Fitting	Fitting	Fitting
39	02 540 00	2	Pasbolt	Screw	Schraube
40	02 550 00	3	Møtrik	Nut	Mutter
41	02 710 00	2	Leje	Bearing	Lager
42	02 748 00	2	Seegerring	Seegerring	Seegerring
43	02 781 00	10	Skrue	Screw	Schraube
44	02 821 00	2	Fitting	Fitting	Fitting
45	02 863 00	1	Fitting	Fitting	Fitting
46	02 978 00	4	Leje	Bearing	Lager
47	02 984 00	1	Møtrik	Nut	Mutter
48	61 020 17	1	Tandhjul	Chainwheel	Kettenrad
49	61 020 40	1	Søjle	Column	Säule
50	61 020 60	1	Bagplade	Cover	Abdeckblech
51	61 020 63	1	Greb for ventil	Valve handle	Ventil griff
52	61 020 67	1	Håndhjul	Wheel disc	Radscheibe
53	61 020 72	2	Lejeplade	Bearing disc	Lagerscheibe
54	61 020 74	1	Pumpehåndtag	Pump handle	Pumpehebel
55	61 020 78	1	Lejeholder	Bearing housing	Lagergehäuse
56	61 020 79	1	Tandhjul	Chainwheel	Kettenrad
57	61 020 83	1	Kardan kryds	Cardan Shaft	Kardan
58	61 020 87	1	Lejebuk	Bearing housing	Lagergehäuse
59	61 020 88	1	Tandhjul	Chainwheel	Kettenrad
60	61 021 36	2	Kædestrammer	Chain tensioner	Kettenspanner
61	63 019 00	2	Rulle	Roller	Rollen
62	90 798 12	1	Luftslange	Air hose	Luftschlauch
63	90 971 00	1	Pumpe	Pump	Pump
64	90 971 06	1	Tryksko	Press head	Druckschuhe

# 61 020 30



WT1500NT		(DK)	(GB)	(DE)	
Pos.	Art. No.	Pcs.	Benævnelse	Description	Bezeichnung
	61 020 30		Ruller	Roller	Rollen
1	02 121 00	4	Skive	Washer	Scheibe
2	02 322 00	4	Skrue	Screw	Schraube
3	02 614 00	3	Leje	Bearing	Lager
4	61 020 33	2	Rullekonsol	Wheelframe	Fahrrahmen
5	61 020 50	2	Rulle	Roll	Roll
6	61 020 58	1	Rulle	Roll	Roll
7	61 021 21	1	Ring	Bushing	Buschse
8	61 021 22	1	Rullekonsol	Wheelframe	Fahrrahmen

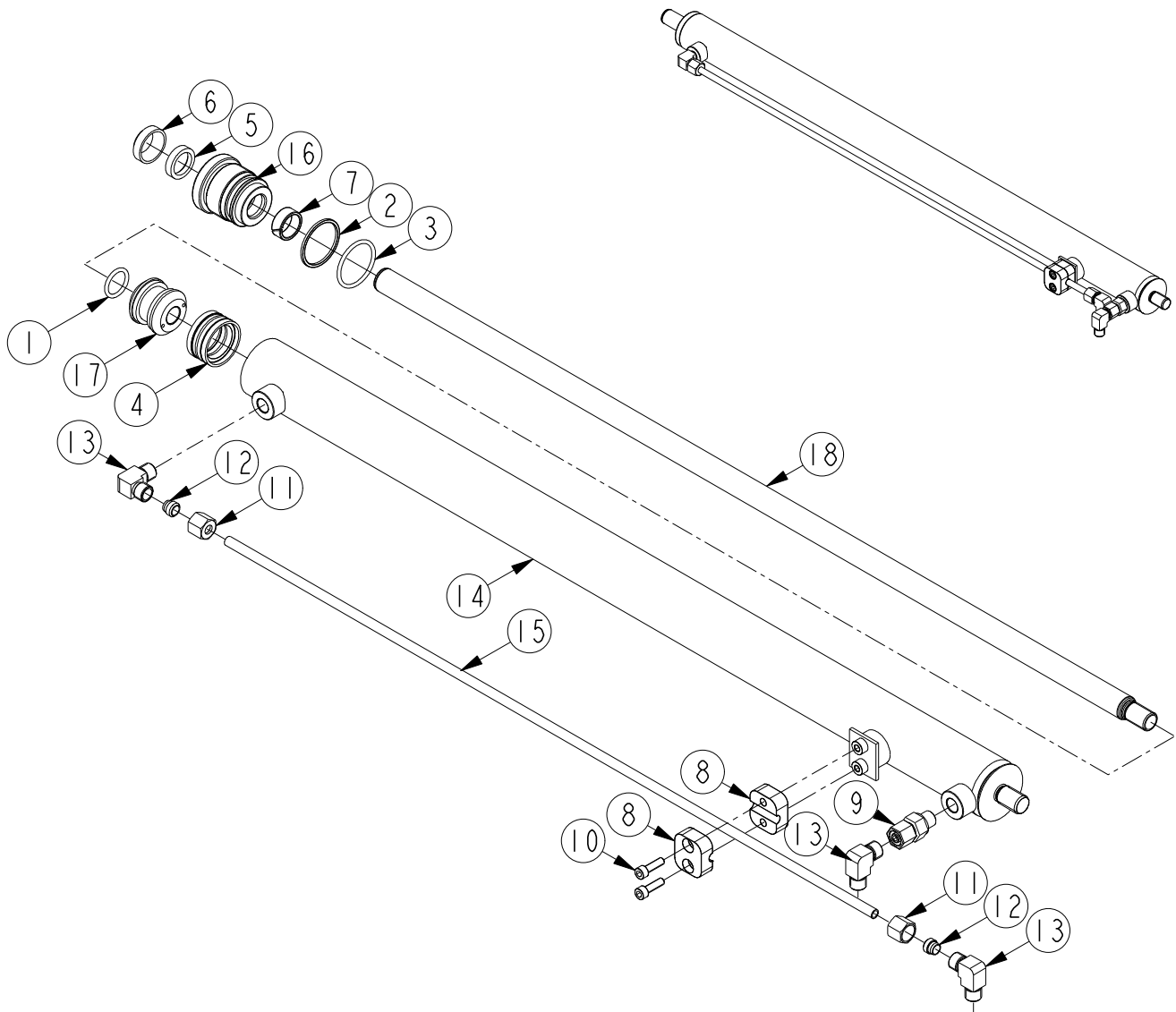
# 61 020 32



## WT1500NT

Pos.	Art. No.	Pcs.	<b>(DK)</b> Benævnelse	<b>(GB)</b> Description	<b>(DE)</b> Bezeichnung
	61 020 32		Ruller	Roller	Rollen
1	02 121 00	4	Skive	Washer	Scheibe
2	02 322 00	4	Skruer	Screw	Schraube
3	02 614 00	2	Leje	Bearing	Lager
4	61 020 33	2	Rullekonsol	Wheelframe	Fahrrahmen
5	61 020 50	2	Rulle	Roll	Roll
6	61 020 54	1	Rulle	Roll	Roll

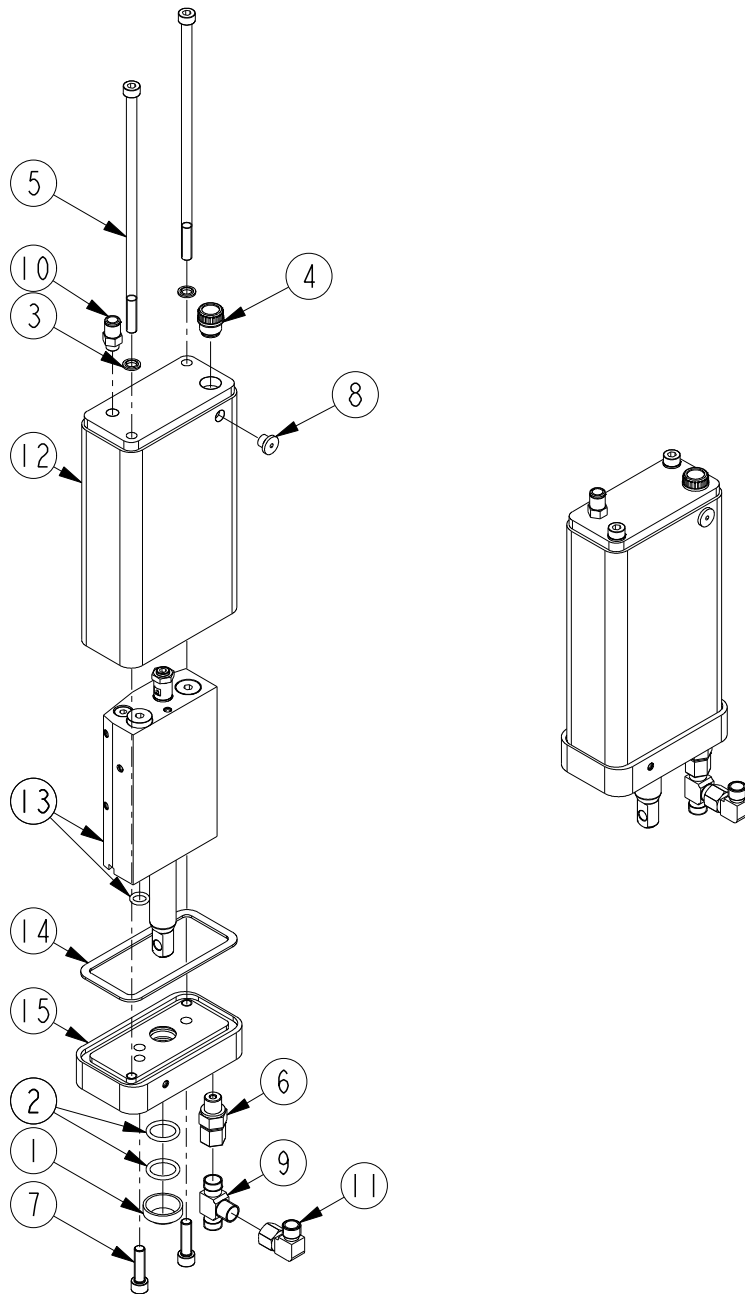
# 90 971 10



	WT1500NT		(DK)	(GB)	(DE)
Pos.	Art. No.	Pcs.	Benævnelse	Description	Bezeichnung
	90 971 10		Cylinder	Cylinder	Zylinder
*1	01 003 00	1	O-ring	O-ring	O-ring
*2	01 098 00	1	Støttering	Back-up ring	Stützring
*3	01 099 00	1	O-ring	O-ring	O-ring
*4	01 136 00	1	Pakning	Seal	Dichtung
*5	01 192 00	1	Pakning	Seal	Dichtung
*6	01 260 00	1	Afstryger	Scraper ring	Abstreifer
*7	01 372 00	1	Styrering	Wear ring	Verschleißring
8	02 006 94	2	Rørbærer	Pipe clamp	Halter für Rohr
9	02 007 11	1	Fitting	Fitting	Fitting
10	02 347 00	2	Skrue	Screw	Schraube
11	02 656 00	2	Omløber	Union nut	Überwurfmutter
12	02 657 00	2	Skærring	Ring	Sneidring
13	02 820 00	3	Fitting	Fitting	Fitting
14	90 971 08	1	Cylinder, svejst	Cylinder	Zylinder
15	90 971 11	1	Hydraulikrør	Hydraulic tube	Hydraulik Rohr
16	90 971 13	1	Pakboks	Packing box	Pakmutter
17	90 971 14	1	Stempel	Piston	Kolben
18	90 971 17	1	Stok	Piston rod	Kolbenstange
*	09 088 00		Pakningsæt	Repair kit	Dichtungssatz



90 971 00



**WT1500NT**

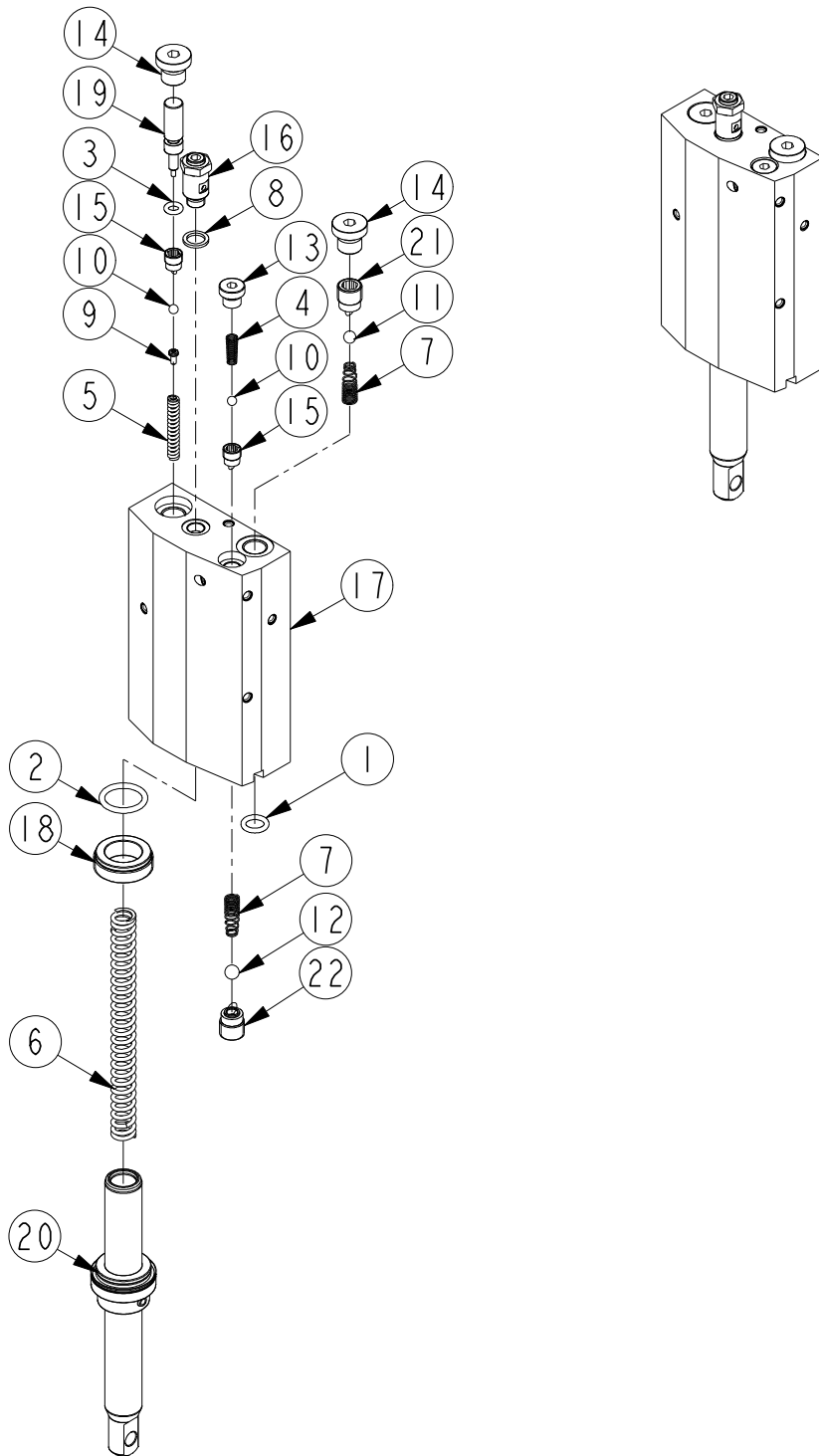
**(DK)**

**(GB)**

**(DE)**

Pos.	Art. No.	Pcs.	Benævnelse	Description	Bezeichnung
	90 971 00		Pumpe	Pump	Pumpe
1	01 260 00	1	Afstryger	Scraper ring	Abstreifer
2	01 812 00	2	O-ring	O-ring	O-ring
3	01 816 00	2	Pakning	Seal	Dichtung
4	02 006 98	1	Olie prop	Plug	Pfropfen
5	02 006 99	2	Skrue	Screw	Schraube
6	02 007 11	1	Fitting	Fitting	Fitting
7	02 310 00	2	Skrue	Screw	Schraube
8	02 448 00	1	Prop	Plug	Pfropfen
9	02 486 00	1	Fitting	Fitting	Fitting
10	02 516 00	1	Fitting	Fitting	Fitting
11	02 863 00	1	Fitting	Fitting	Fitting
12	90 971 03	1	Tank	Reservoir	Ölbehälter
13	90 971 20	1	2-trins pumpe	2-stage pump	2-Stufen-Pumpe
14	90 971 24	1	Pakning	Seal	Dichtung
15	90 971 25	1	Tankbund	Reservoir bottom	Ölbehälterboden

90 971 20



WT1500NT			(DK)	(GB)	(DE)
Pos.	Art. No.	Pcs.	Benævnelse	Description	Bezeichnung
	90 971 20		2-trins pumpe	2-stage pump	2-Stufen-Pumpe
*1	01 000 00	1	O-ring	O-ring	O-Ring
*2	01 003 00	1	O-ring	O-ring	O-Ring
*3	01 088 00	1	O-ring	O-ring	O-Ring
4	02 000 12	1	Fjeder	Spring	Feder
5	02 004 73	1	Fjeder	Spring	Feder
6	02 004 76	1	Fjeder	Spring	Feder
7	02 068 00	2	Fjeder	Spring	Feder
8	02 082 00	1	Skive	Disc	Scheibe
9	02 155 00	1	Skruer	Screw	Schraube
*10	02 164 00	2	Kugle Ø5	Ball, Ø5	Kugel, Ø5
*11	02 292 00	1	Kugle Ø6.5	Ball, Ø6.5	Kugel, Ø6.5
*12	02 293 00	1	Kugle Ø7.5	Ball, Ø7.5	Kugel, Ø7.5
13	02 483 00	1	Prop	Plug	Pfropfen
14	02 584 00	2	Prop	Plug	Pfropfen
*15	90 695 00	2	Ventilindsats 1/8"RG Ø3.5	Valve core 1/8" Ø3,5	Ventileinsatz 1/8" Ø3,5
16	90 866 00	1	Overtryksventil	Safety valve	Überdruckventil
17	90 867 01	1	Pumpeblok	Pump block	Pumpblock
18	90 867 03	1	Stempelstyr	Piston guide	Kolbenführung
19	90 867 05	1	Ventilstempel	Valve piston	Ventilkolben
20	90 867 10	1	Pumpestempel	Pump piston	Pumpkolben
*21	91 128 00	1	Ventilindsats 1/4"RG Ø5	Valve core 1/4" Ø5	Ventileinsatz 1/4" Ø5
*22	91 128 60	1	Ventilindsats 1/4"RG Ø6	Valve core 1/4" Ø6	Ventileinsatz 1/4" Ø6
*	09 083 00		Pakningssæt	Repair kit	Dichtungssatz

DK: OBS: Yderligere pakninger på foregående side (9097100) er ikke inkluderet i pakningssæt 0908300!

GB: NOTE: Additional seals on the previous page (9097100) are not included in seal kit 0908300!

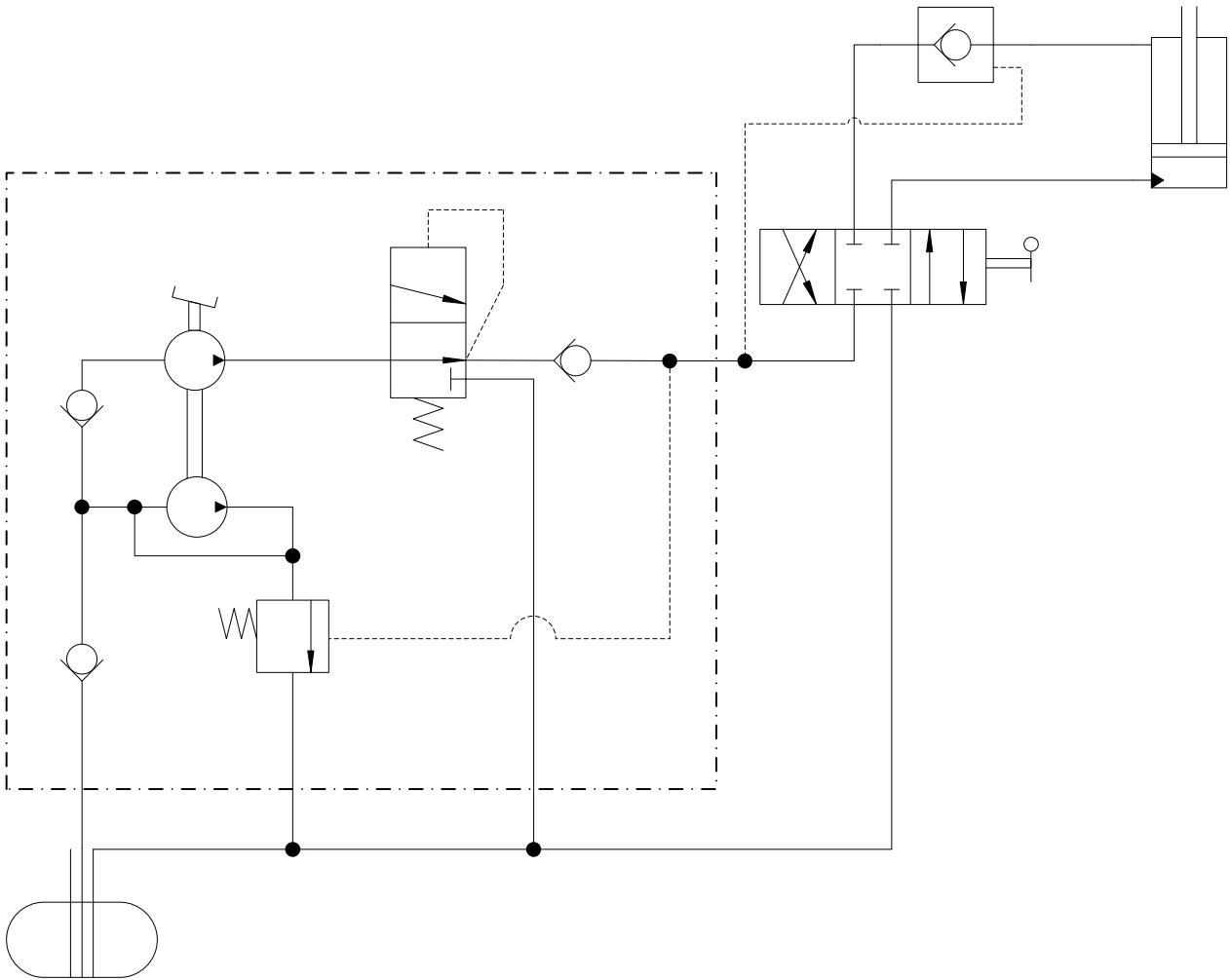
DE: HINWEIS: Zusätzliche Dichtungen auf der vorherigen Seite (9097100) sind nicht in Dichtungssatz 0908300 enthalten!

DK: De med \* mærkede dele leveres i komplet pakningssæt. Anvend altid originale reservedele. Angiv venligst altid model og reservedelsnummer. Alle hoveddele kan ikke forventes leveret efter produktionsophør af model.

GB: \* indicate parts included in repair set. Please always state model and part number. Do always apply original spare parts. All major parts may not be provided as spare parts after discontinuation of production of a model.

DE: Die mit \* markierten Teile sind im Dichtungssatz enthalten. Bitte immer Modell und Ersatzteilnummer auf Ihren Bestellungen angeben. Immer nur Originalteile verwenden. Lieferung von allen Hauptteilen als Ersatzteile kann nach Produktions-Einstellung eines Modelles nicht erwartet werden.

Ⓚ DK **HYDRAULIK DIAGRAM**  
Ⓚ GB **HYDRAULIC CHART**  
Ⓚ DE **HYDRAULISCHES DIAGRAMM**









EU Overensstemmelseserklæring  
EC Declaration of Conformity for Machinery  
EG Konformitätserklärung  
Declaration CE de conformité  
pour les composants

EU Överensstämmelseforsäkran  
Vaatimustenmukaisuuvakuutus  
EU verklaring van overeenstemming  
EU declaración de conformidad  
sobre maquinaria

## Directive 2006/42/EC

**(DK)** Hjulløfter,

**(NO)** **WT1500NT,**

er i overensstemmelse med Maskindirektivets bestemmelser 2006/42/EC og EN1494.  
Claus A. Christensen, Fanøvej 6, DK-8800 er bemyndiget til at udarbejde det tekniske dossier.

**(GB)** Wheel Removal Trolley,

**WT1500NT,**

are in conformity with the provisions of the Machinery Directive 2006/42/EC and EN1494.  
Mr. Claus A. Christensen, Fanøvej 6, DK-8800 is authorized to compile the technical file.

**(DE)** Radmontagegerät,

**WT1500NT,**

konform sind mit den einschlägigen Bestimmungen der EG-Maschinenrichtlinie 2006/42/EC und EN1494.  
Herr Claus A. Christensen, Fanøvej 6, DK-8800 ist berechtigt, die technischen Unterlagen zusammenzustellen.

**(FR)** Elevateur de roue,

**WT1500NT,**

sont conforme aux dispositions de la Directive Machine 2006/42/EC et EN1494.  
Claus A. Christensen, Fanøvej 6, DK-8800 est autorisée à constituer le dossier technique.

**(SE)** Hjullyft,

**WT1500NT,**

Överensstämmer med Maskindirektivets bestämmelser 2006/42/EC och EN1494.  
Claus A. Christensen, Fanøvej 6, DK-8800 är behörig att ställa samman den tekniska dokumentationen.

**(FI)** Käyttöohjeet,

**WT1500NT,**

vastaa Konedirektiivin 2006/42/EC ja EN1494.  
Claus A. Christensen, Fanøvej 6, DK-8800 on valtuutettu kokoamaan teknisen tiedoston.

**(NL)** Wielheffers,

**WT1500NT,**

in overeenstemming zijn met de bepalingen van de Richtlijn Machines 2006/42/EC en EN1494.  
Claus A. Christensen, Fanøvej 6, DK-8800 gemachtigd is om het technisch dossier samen te stellen.

**(ES)** Elevadores de ruedas,

**WT1500NT,**

Son conforme a las directrices sobre maquinaria Directiva 2006/42/EC y EN1494.  
Claus A. Christensen, Fanøvej 6, DK-8800 está facultado para elaborar el expediente técnico.



**AC Hydraulic A/S**

Fanøvej 6  
DK-8800 Viborg - Danmark  
Tel.: +45 8662 2166  
Fax: +45 8662 2988  
E-mail: [ac@ac-hydraulic.dk](mailto:ac@ac-hydraulic.dk)  
[www.ac-hydraulic.com](http://www.ac-hydraulic.com)

  
Claus A. Christensen  
General Manager  
Viborg 01.01.16

**ERC**